

Virtual Preschool

COLORS OF THE RAINBOW

TUESDAY - **Colors Everywhere**




WEDNESDAY - **Color Theory**



THURSDAY - **Thunder & Rainbows**



FRIDAY - **Color Monsters**



PLAY TO LEARN PRESCHOOL

Colors of the Rainbow- Day 1



Thank you for coming to preschool today! Here are some ideas for other things you can do at home. Remember to get fresh air and sunshine, be helpful to your family, and wash your hands a lot. You are a star.

Read



Reading is the most important thing you can do for your brain!

Today we read *Bear Sees Colors* by Karma Wilson. You will like her other books too.

Play



Spend time playing today. Can you find toys that are red, orange, yellow, green, blue, and purple? Can you make a rainbow with them?

Create



In the story, Bear found lots of colors.

Can you paint or color a picture using all the colors? Do you want to hang it on the fridge or mail it to someone special as a gift?

Move



Play outside! Stretch your arms up to the sky. Run, jump, and climb.

Have a dance party with your family. Can you do the Hokey Pokey?


Sing



Singing can help us learn too!

Today we sang "Everybody Clap" and "Rainbow" by Nancy Kopman. Find lots of other movement songs on her YouTube channel!

Help



You are an important member of your family.

Help set the table for a meal. Count the number of napkins, plates, and cups for your family. Put them on the table neatly.

Name _____

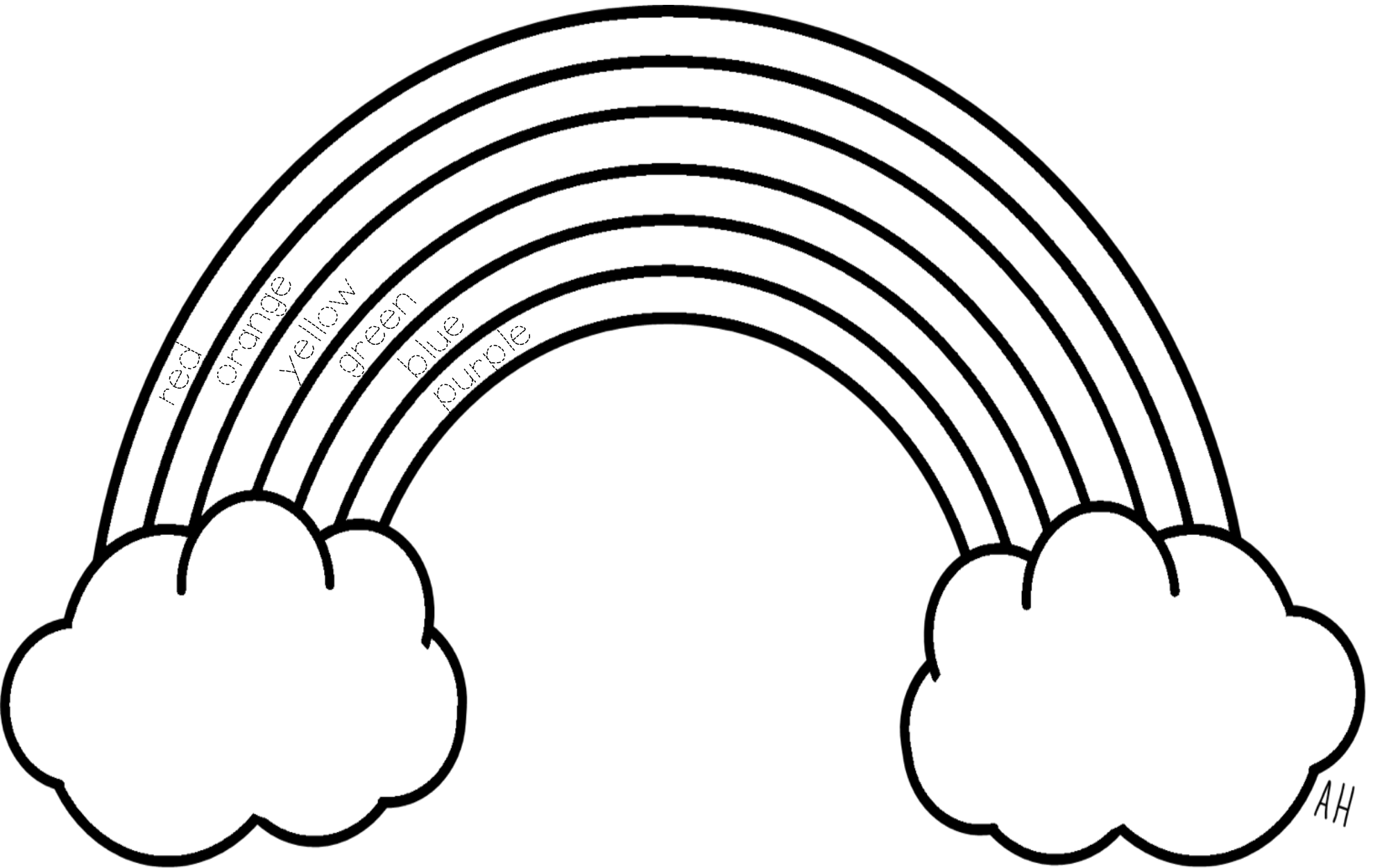
I can color my name.

I can write my name.

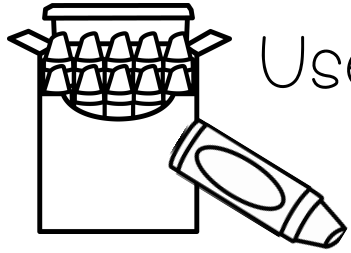


Name _____

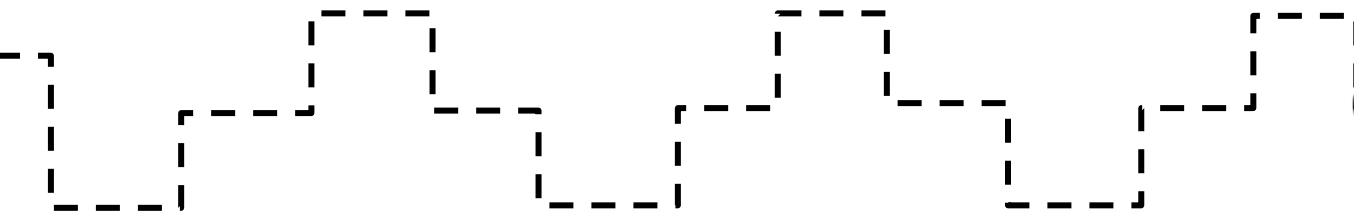
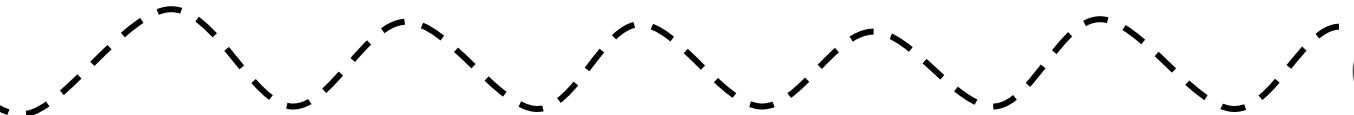
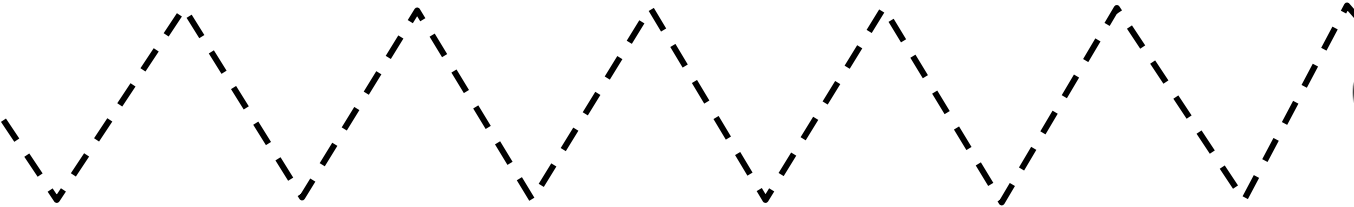
I can write the color words.



Name _____







Use Rainbow Colors to trace the lines.



Name _____

I can count the amount and write the number.



1	2	3	4	5
---	---	---	---	---

Colors of the Rainbow- Day 1



I am so happy that you came to preschool today. Spending time singing and playing with you feels like a bright ray of sunshine. What are you going to play today? Do you have a plan? Here are some ideas.

Cook



Ask a grown up to help make a batch of play dough. You can divide it in thirds and color it red, yellow, and blue.

The Best Play Dough

Mix together in a sauce pan over medium heat:

½ cup salt

1 cup water

2 Tbsp. oil

1 Tbsp. cream of tartar (You can omit this, but the play dough won't last as long)

1 cup flour

Stir continuously until the dough forms a ball. Knead as it cools. Color each with food coloring. Store in an airtight bag or container.


Rhyme



Can you say the poem about the blackbirds?

Two little blackbirds sitting on a hill.
One named Jack. One named Jill.
Fly away Jack. Fly away Jill.
Come back Jack. Come back Jill.

Read



Ask someone in your family to read your favorite book with you. Do you know some of the words? Can you read it along with them?

Look at the illustrations. Can you find some *primary colors*?

Sing



Singing improves our mood and makes us happy.

Today we sang "Everybody Clap" by Nancy Kopman. Find lots of other great songs on her YouTube channel!

Play



Can you make your own game like the Little Mouse in the Little House?


Go outside and run around. Move your body and feel it getting stronger.

Name _____

I can color my name with primary colors.

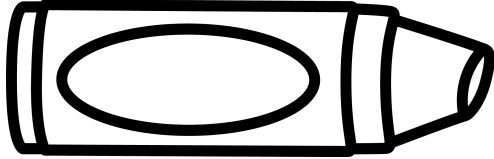
I can write my name.

A large, empty rectangular box with rounded corners, intended for writing the child's name.




Name _____

I can write the color words.




red



orange



yellow



green



blue

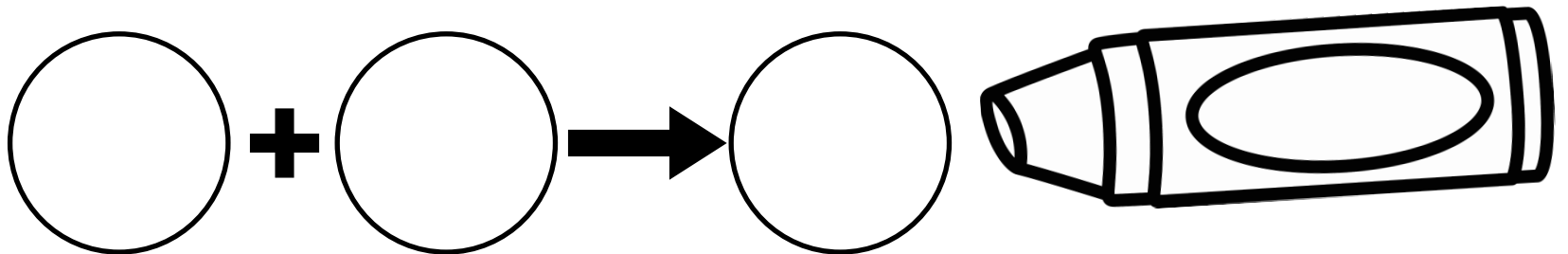
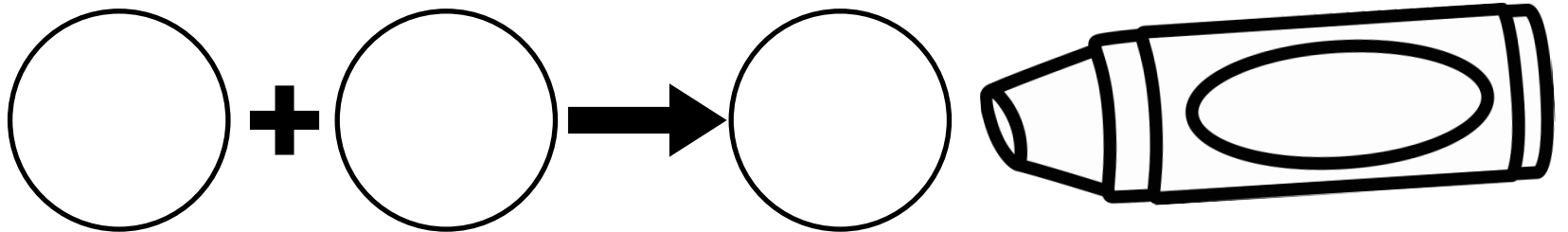
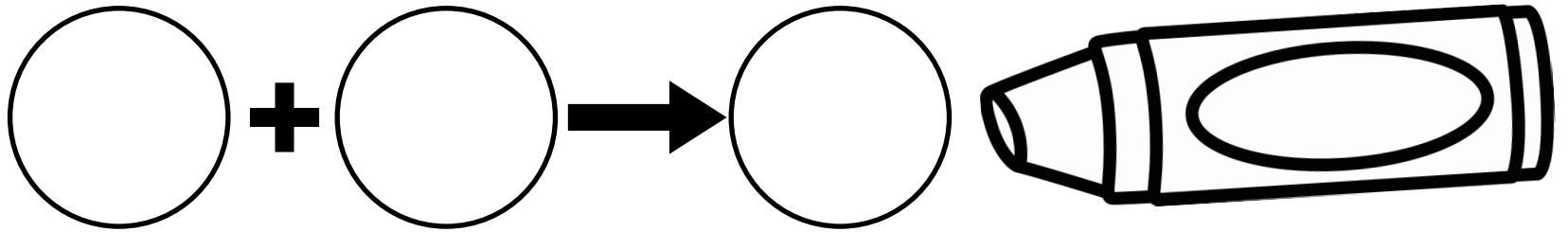


purple

Name _____


Color the circles to show how to mix primary colors.

Mixing Colors




Name _____

I can draw the crayons in each box. 



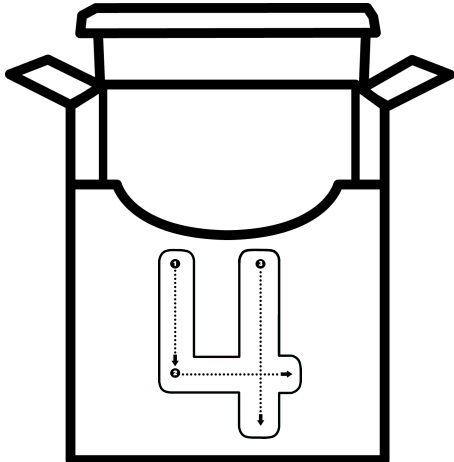
one




two




three



four



five



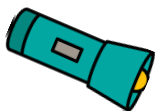
six

Colors of the Rainbow- Day 1



Have you ever heard a big thunderstorm? They can be so loud and scary. When they're over, the sun always shines again. Every once in a while, the sun and storm come together to make a beautiful rainbow in the sky. Rainbows are a reminder that everything is going to be okay!

Experiment



When white light shines through water, the colors separate to make a rainbow.

Can you use a flashlight to make a rainbow like we did at circle time today?

Paint



Fill 3 cups with colored water: red, yellow, and blue. (You can use food coloring, paint, or a marker soaked in water.) Use a dropper to paint the colors on a paper towel. Watch them soak in and mix together to make new colors.

Sing

Learn the song "Rainbow" by Nancy Kopman. You can watch how a rainbow is made here:

<http://bit.ly/NKRainbow>



Play




Rainbow starts with the letter R.

Go on a scavenger hunt in your house and try to find things that start with the letter R like rainbow.

Move

It's so important that you get fresh air, sunshine, and exercise every day. Ask your grown up to go on a walk with you. Listen to the sounds of nature. Look for signs of spring all around you.



Pretend

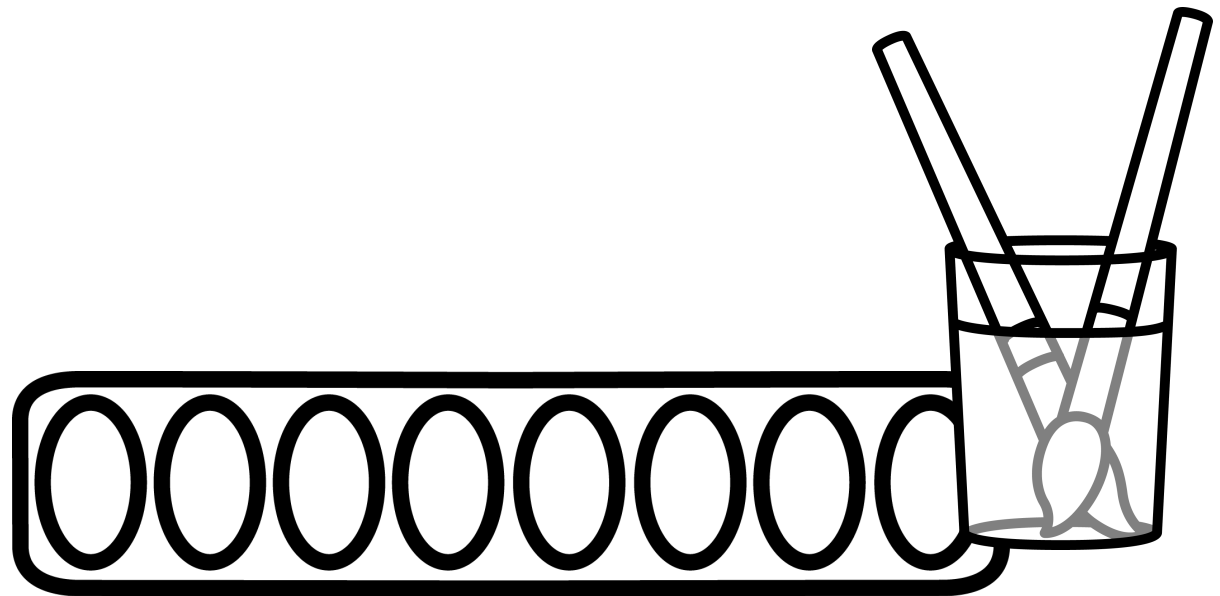


Can you make noises that sound like a thunderstorm?

wind
rain drizzle
thunder
heavy rain

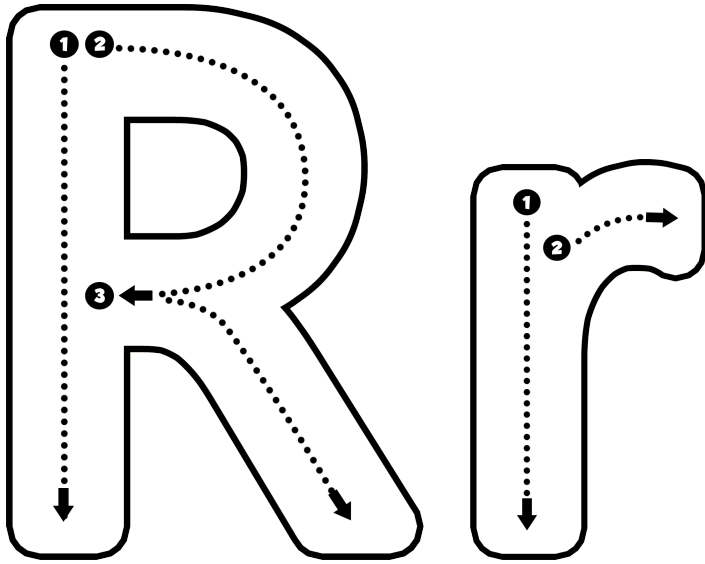
Name _____

I can paint my name with watercolors.




Name _____

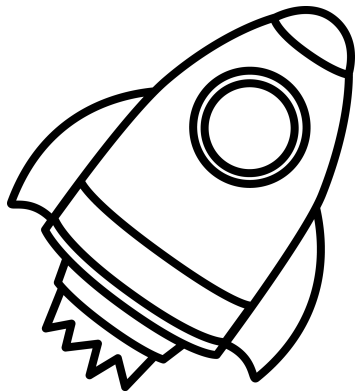
I can trace the letters.




I can write the letters.




I can color the pictures that start with R.



rocket



rain



robot




rainbow

Name _____

Decorate the umbrella to make it unique.



Can you draw yourself and the people you love under the umbrella?




Idea based on *The Big Umbrella* by Amy June Bates.

Name _____


I can draw the shapes.



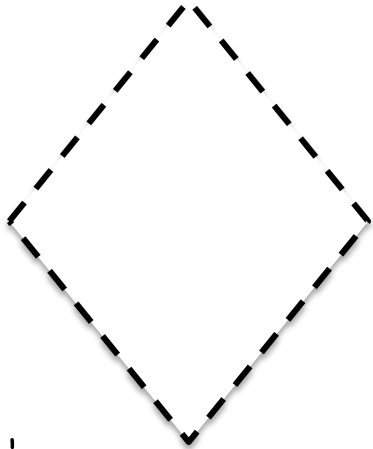
square



circle



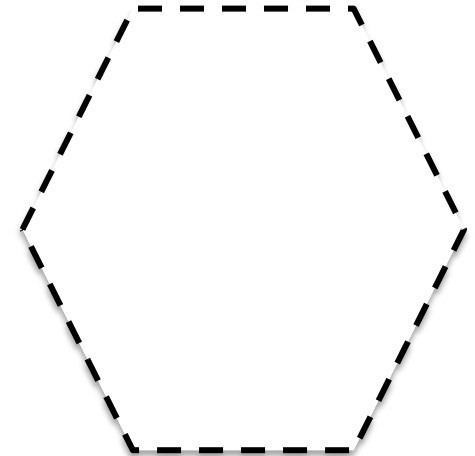
rectangle



diamond



triangle




hexagon

Colors of the Rainbow- Day 1



Monsters aren't real; they are just pretend. There are lots of stories about pretend monsters that are kind, playful, and silly. It can be fun to learn about monsters.

Draw



National Scribble Day is on March 27, but we can draw scribble monsters any day of the year.

Get scribble inspiration and stickers here:

<https://dianealber.com/scribbleday/>

Play




The 6 Silly Monsters played on the playground. Can you make an obstacle course and pretend to be a monster as you go through it?

Help



Even little monsters ☺ can be big helpers at home. Helping your family can make you feel important and make your family feel happy. Ask a grown up what you can do to help around the house.

Read



Do you love monster books? Try these:

- *Eat Pete* by Michael Rex
- *Scribble Monster* by Diane Alber
- *Don't Touch This Book* by Bill Cotter
- *Monsters Love Colors* by Mike Austin
- *The Color Monster* by Anna Llenas
- *Monsters Love Underpants* by Claire Freedman

Cook



The color monster in today's story loved to eat healthy food, like vegetables. Choose a vegetable to eat with your lunch!

Hungry monster, hungry monster,
Munch-munch-munch.
Would you like an orange carrot
For your lunch?

Build


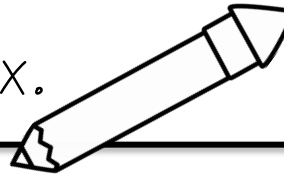


Pete and the monster in the book liked to play blocks and build roads. Do you have blocks? Can you use them to build something just like Pete did?

Name _____

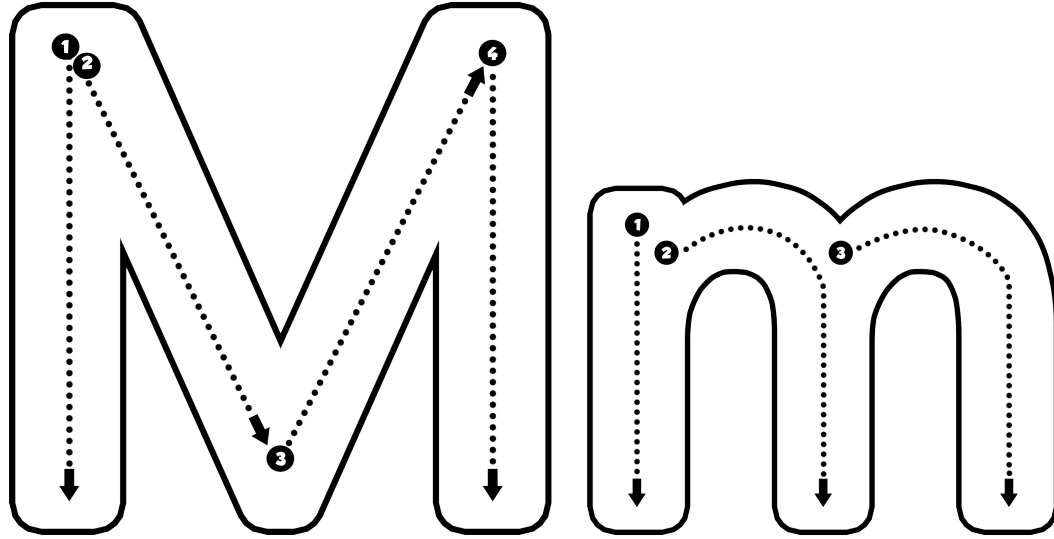
I can point to the dots and spell my name.

I can write my name in the box.




Name _____

I can trace the letters.




I can write the letters.




I can color the pictures that start with M.




mermaid



monster






monkey



mouse

Name _____


Can you finish the monster pictures?




Name _____

I can match the shapes.

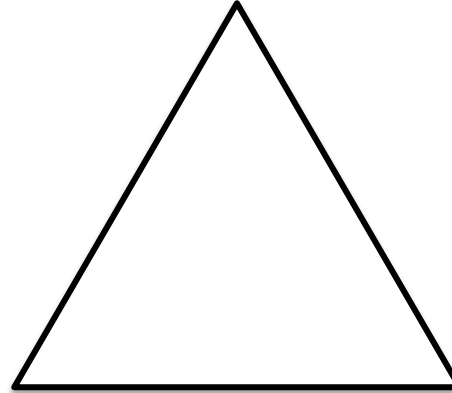
square





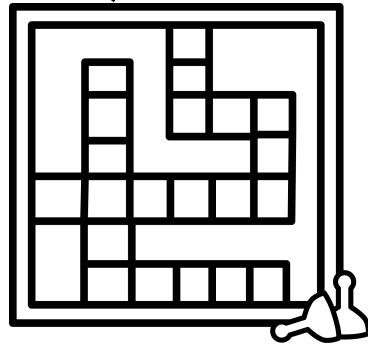


circle



triangle



rectangle



You will also like:

Math Games

12 math games for preschoolers

Preschool

Math Centers

Numbers

Colors

Shapes

Patterns

by Jamie White



Learn about numbers, colors, shapes and patterns with these 12 different activities.

Connect:



[Newsletter](#)

[Facebook](#)

[Instagram](#)

[Blog](#)

[Pinterest](#)

Credit:

These talented artists made this possible.



kimberly
geswein
fonts

Kg



Terms of Use:

- You may use this resource in your own classroom with your own students.
- You may not post this file to any file sharing website (DropBox, Google Drive, Facebook, Amazon, etc.), email it to anyone or claim it as your own work.

©Jamie White, Play to Learn Preschool