

# Virtual Preschool

## FAIRY TALES

MONDAY - **The Three Little Pigs**



TUESDAY - **Goldilocks and The Three Bears**



WEDNESDAY - **Three Billy Goats Gruff**



THURSDAY - **The Little Red Hen**



FRIDAY - **The Gingerbread Man**




PLAY TO LEARN PRESCHOOL

# Fairy Tales - Day 1



Today in preschool we are going to learn the story of "The Three Little Pigs". It is a fairy tale and starts the same as all fairy tales: "Once Upon a Time..." This week, listen to the fairy tales and think about what they have in common!

## Sing



Laurie Berkner has the perfect song to accompany the story of "The Three Little Pigs." Sing the song and act it out!

**"Lots of Little Pigs"**  
**by Laurie Berkner**

(Today's opening song was "Hello, Hello" by Nancy Kopman!)

## Build



Can you build a house for the three little pigs? Here are some things you can use:

- paper & tape
- craft sticks
- blocks

Ask an adult to be the Big Bad Wolf with a hair dryer and try to blow it down.

## Tell



Can you retell the story of the three little pigs to someone in your house?

Can you repeat the lines:

"Little Pig, Little Pig, Let me come in!"  
"Not by the hair on my chinny-chin-chin!"

## Read



Did you love this story? Try these and think of how they are the same and different:

- *The Three Little Fish and the Big Bad Shark* by Ken Geist
- *The Three Little Rigs* by Ken Gordon
- *The Three Little Aliens and the Big Bad Robot* by Margaret Macnamara
- *Three Little Superpigs* by Claire Evans


## Help



It is important that you help around your house.

Choose 1 room and pick up the toys. Put them back on the shelf or in the basket where they belong.

## Draw


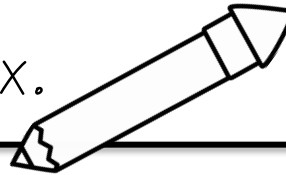


Draw a picture of a pig. What is it doing in the picture? Rolling in mud? Playing with other animals at the farm? Building a house? Be creative!

Name \_\_\_\_\_


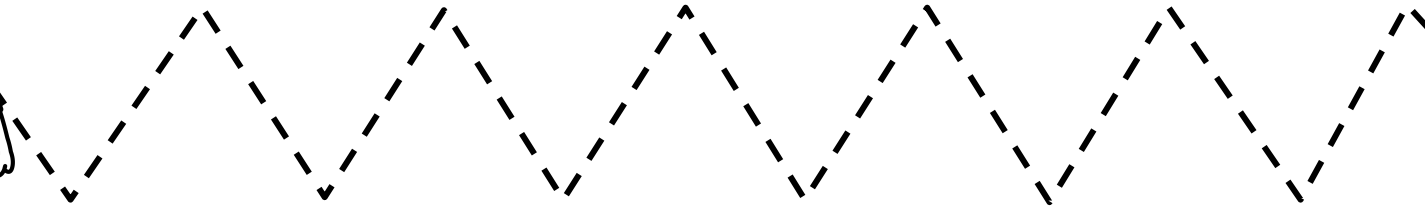

I can point to the dots and spell my name.

I can write my name in the box.

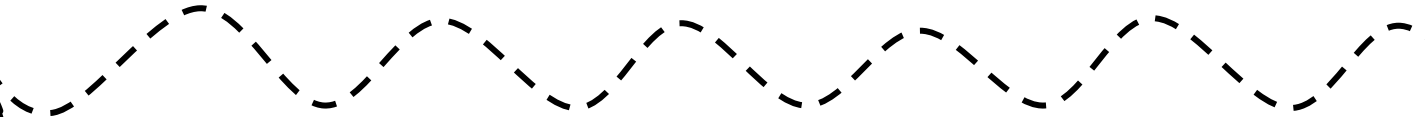



Name \_\_\_\_\_


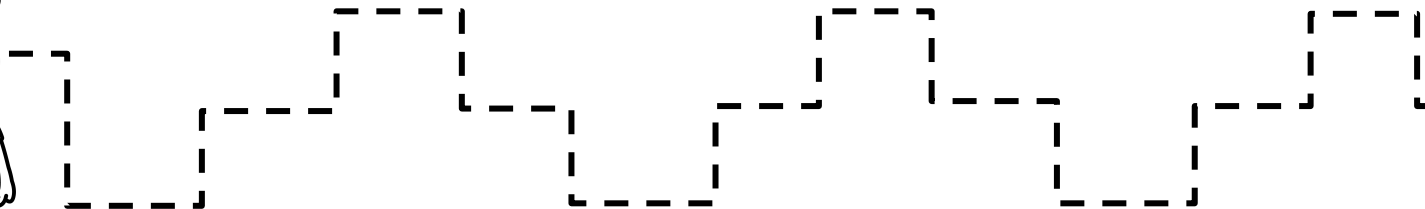

Trace the lines to match each pig to its house.



straw house



stick house





brick house



Name \_\_\_\_\_


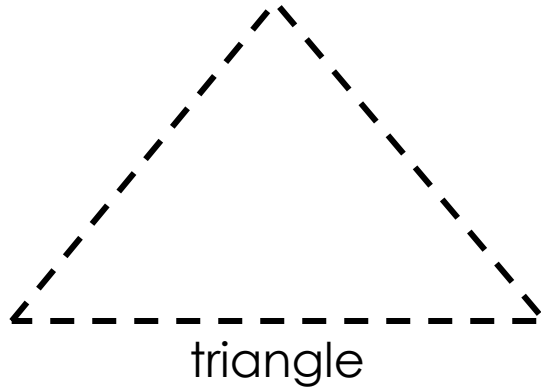
Can you draw a picture of a pig in the mud?



Name \_\_\_\_\_

Practice drawing a square and a triangle.

Draw them together to make a house for a pig.



# Fairy Tales - Day 2




Today in preschool we are going to learn the story of "Goldilocks and the Three Bears." Just like most fairy tales, it has a pattern of three. Can you notice all the sets of 3 that are mentioned in the story?

## Cook



In the story, Goldilocks eats the bears' porridge. Oatmeal is a type of porridge. Do you like to eat oatmeal? Ask your grown up if you can help make oatmeal to eat for a snack.

## Retell



Gather 3 teddy bears from your house. Do you also have a doll that could be Goldilocks? Use them to retell the story. Use different voices for big Papa Bear, medium Mama Bear, and little Baby Bear.

## Search



Bear, baby, and bed all start with the letter **B**. Look around your house to see how many things you can find that also start with the letter **B**.

## Read



Do you love this story? Try these and think of how they are the same and different:

- *Goatlocks and the Three Bears* by Erica S. Perl
- *Goldilocks and the Three Bears* by Mo Willems
- *Believe Me, Goldilocks Rocks!* by Nancy Loewen

## Play



The bears went for a walk while their porridge cooled off. Go outside with your grown up and get some fresh air too. Sunshine and fresh air are good for our bodies and our brains.

## Rhyme



Can you say this rhyme and move your body?

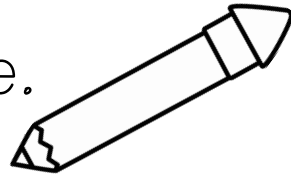
Teddy bear, teddy bear, Turn around!  
Teddy bear, teddy bear,  
Touch the ground!  
Teddy Bear, teddy Bear, Jump up high.  
Teddy Bear, teddy Bear, Touch the sky!

Name \_\_\_\_\_

I can color my first letter.

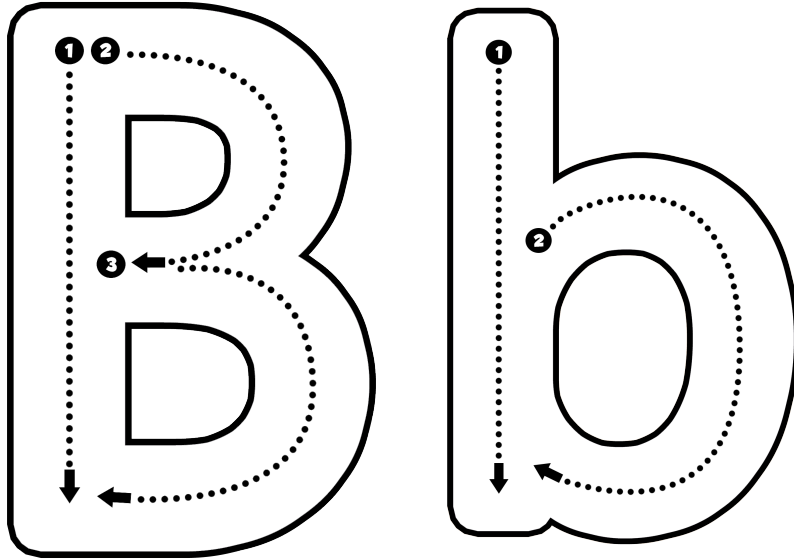
i s f o r

I can trace my name.




Name \_\_\_\_\_


I can trace the letters.




I can write the letters.



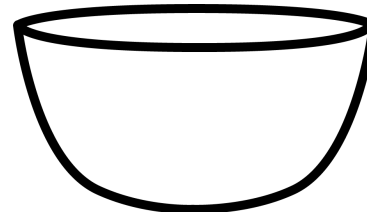
I can color the pictures that start with **B**.




**bear**



**baby**




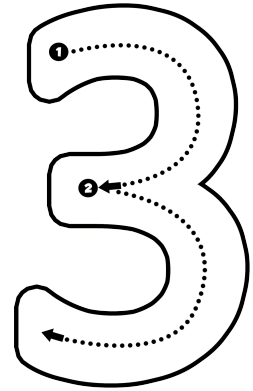
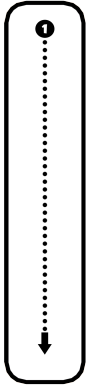
**bowl**




**bed**

Name \_\_\_\_\_


Trace the numbers then write them.



one ●




two ●●



three ●●●

Name \_\_\_\_\_

I can draw **3** of each thing.



Draw 3 lines.



Draw 3 circles.



Draw 3 hearts.

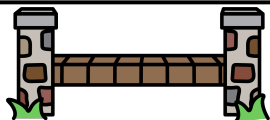


# Fairy Tales - Day 3



Today in preschool we will learn the story of the "Three Billy Goats Gruff." The goats try to cross the bridge, but a mean troll won't let them! Most fairy tales have a "bad guy" in them. This character is called the antagonist. Can you say that? It's a big, smart word!

## Build



Use blocks to build a bridge, just like the one that the troll lives under. Make 3 Billy Goat stick puppets and make them go trip-trap across the bridge. Say, "Trip-Trap-Trip-Trap"!

## Sing



The London Bridge is a famous bridge in England. Do you think a troll lives under it?! Can you sing "London Bridge" and act it out?

## Search



Goats, Gruff, and Goldilocks all start with **G**. The letter **G** is tricky because it makes 2 sounds. Practice making the "**hard G**" sound like you hear at the beginning of **goat**. Look around your house to find things that start with the letter **G**.


## Pretend



Can you pretend to be the Big Billy Goat and trip-trap with your big hooves?

Can you pretend to be the Troll and say, "Who's that trip-trapping over my bridge?"

## Read



Do you love this story? Try these and think of how they are the same and different:

- *The Three Triceratops Tuff* by Stephen Shaskan
- *Three Billy Goats Fluff* by Rachael Mortimer
- *The Three Billy Goats Gruff* by Jerry Pinkney

## Paint



The troll jumped into the water and swam away. Paint a picture with watercolor paints.


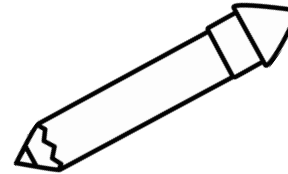
Hang your picture on the refrigerator when it is dry.



Name \_\_\_\_\_




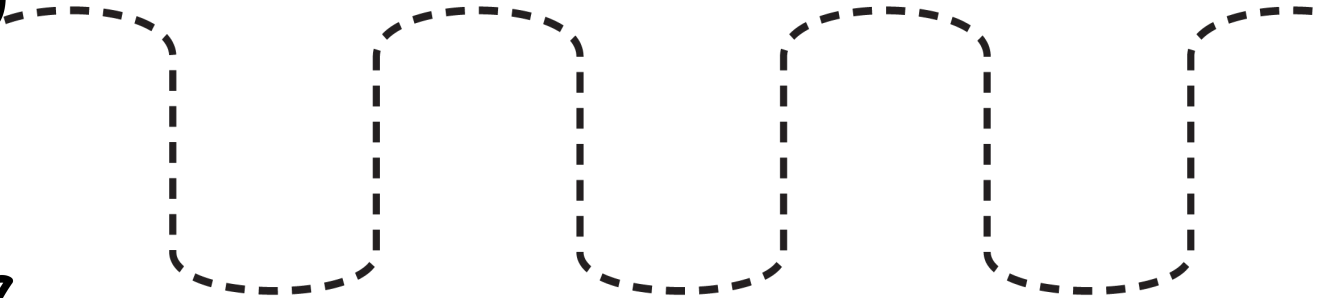




I can point to the dots and spell my name.

I can write write 1 letter in each box.



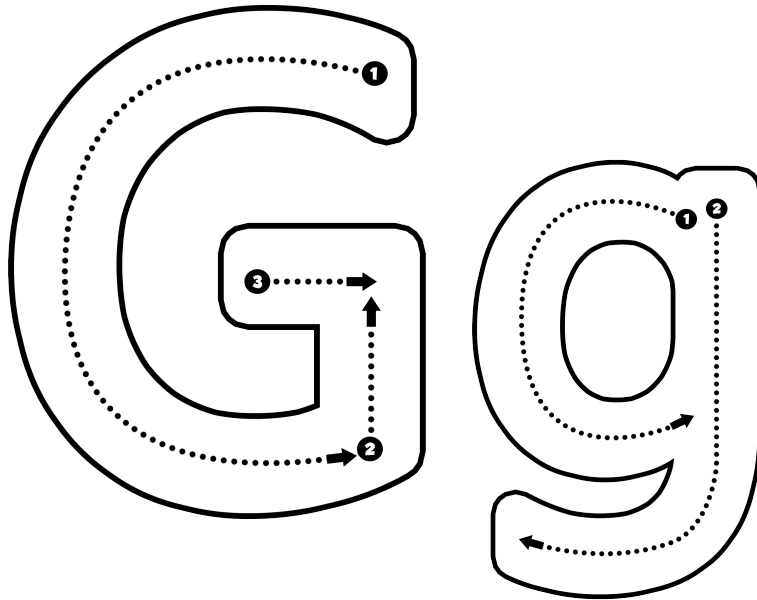
Name \_\_\_\_\_

Trace the lines to get the goats to the flowers.




Name \_\_\_\_\_


I can trace the letters.




I can write the letters.




I can color the pictures that start with **G**.




**goat**



**gumballs**



**girl**




**guitar**

Name \_\_\_\_\_

Color the gumball machine.

Draw the correct number of gumballs in each machine.

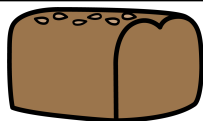


# Fairy Tales - Day 4



Today in preschool we are going to learn the story of "The Little Red Hen." The hen's friends won't help her bake the bread. Remember to be a good friend and help when you can!

## Bake



The red hen baked bread. Maybe you can help bake something with your grown up today! This banana bread recipe has a picture recipe that you can read all by yourself!

<https://playtolearnpreschool.us/banana-bread/>

## Sing



Hens, dogs, cats, and pigs all live on a farm. Sing "Old MacDonald Had a Farm" and name all of the animals that you see on a farm.

## Write



The hen ground her wheat into flour to make the bread. Pour a little bit of flour into a shallow pan. Use your finger (or the end of a wooden spoon) to practice writing lines, letters, and maybe even your name in the flour tray.

## Help



Good friends offer help when someone asks for it. Be a good friend to your grown up and ask if you can help with anything around the house.

## Search



Hen and help both start with the letter **H**. Practice making the quiet **H** sound like you hear at the beginning of **hen**. Look around your house to find things that start with the letter **H**.

## Read



Do you love this story? Try these and think of how they are the same and different:

- *The Little Red Fort* by Brenda Maier
- *The Little Red Hen (Makes a Pizza)* by Philomen Sturges
- *The Little Red Hen* by Jerry Pinkney
- *The Little Red Hen* by Byron Barton
- *The Little Red Pen* by Janet Stevens (good for older kiddos!)

Name \_\_\_\_\_

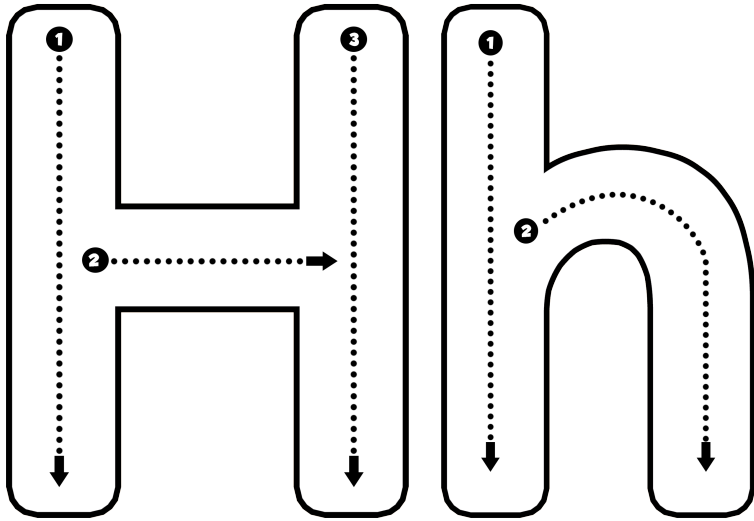
I can color my name.

I can write my name.




Name \_\_\_\_\_


I can trace the letters.




I can write the letters.




I can color the pictures that start with **H**.




hen



hammer




heart



hippo

Name \_\_\_\_\_  
I can draw animals in their habitat.







farm





Name \_\_\_\_\_

I can draw a line to match the rhyming words.



# Fairy Tales - Day 5



Today in preschool we are going to learn the story of "The Gingerbread Man." Fairy tales are silly because they always have animals (or cookies) who act like human beings.

## Make



Gingerbread play dough looks and smells just like a gingerbread cookie. Ask your grown up to make a small batch for you to play with.

<https://playtolearnpreschool.us/gingerbread-play-dough/>

## Play



Use the gingerbread play dough and pretend to roll it out. Make a gingerbread man. Decorate it with beads, raisins, or other small pieces. Make it say,

"Run, run, as fast as you can.  
You can't catch me.  
I'm the gingerbread man!"

## Smell



Gingerbread is made from a root called **ginger**. It grows underground and people use it to flavor their food. Maybe you have some ground ginger in your spice drawer? If you do, ask a grown up if you can smell it. What does it smell like?

## Read



Do you love this story?  
Try these and think of how they are the same and different:


- *The Gingerbread Bear* by Robert Dennis
- *Gingerbread Baby* by Jan Brett
- *Gingerbread Friends* by Jan Brett
- *The Gingerbread Girl* by Lisa Campbell Ernst
- *The Gingerbread Cowboy* by Janet Squires

## Move



The gingerbread man runs so fast that none of the animals can catch him. How fast can you run? Go outside and stretch your legs.

## Bake

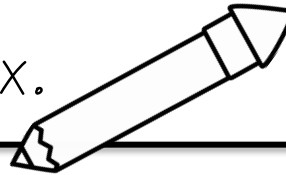


It is fun to follow a recipe and bake cookies. Ask your grown up to help you find a recipe. Bake cookies together.

Name \_\_\_\_\_

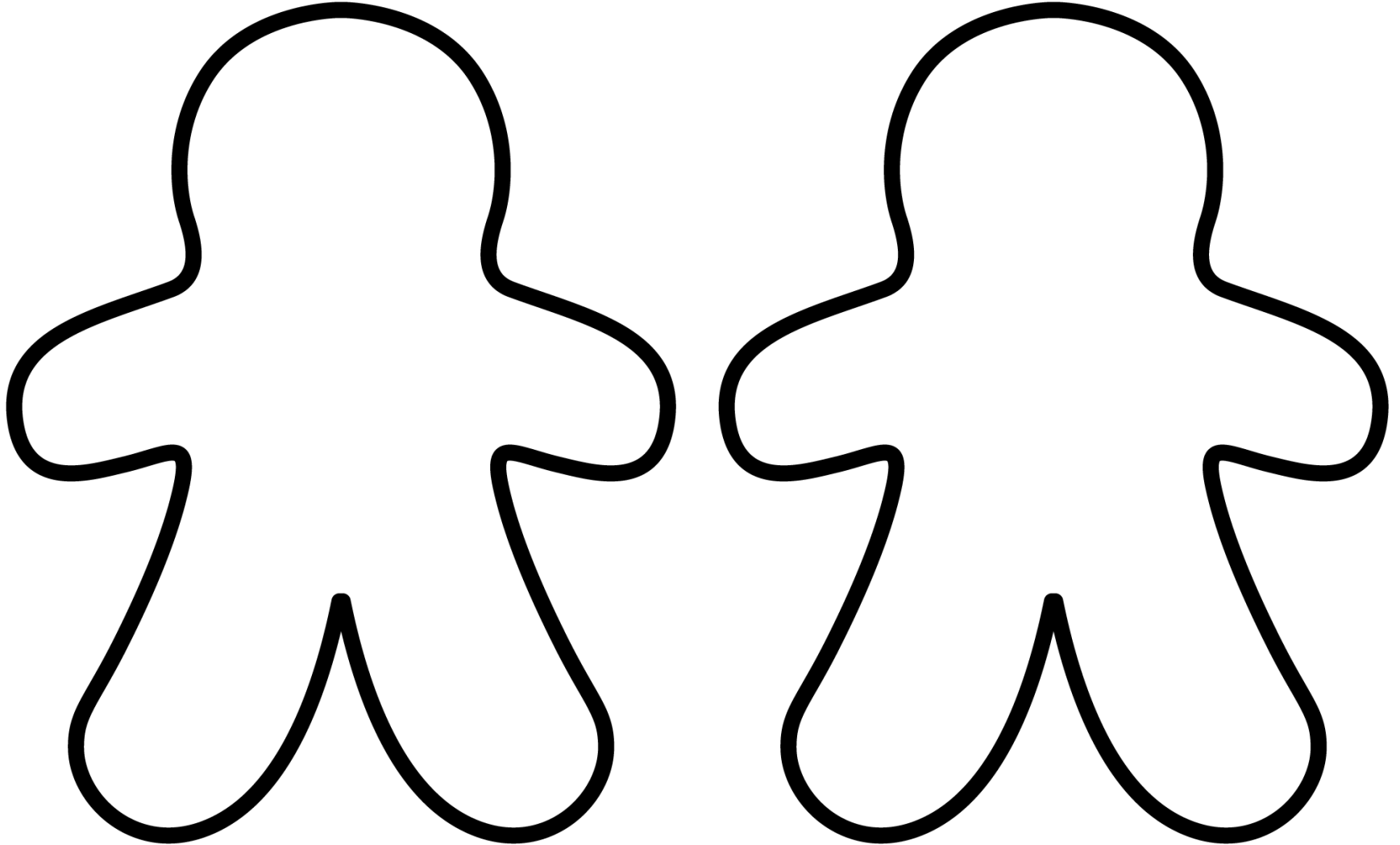
I can color the letters of my name.

I can write my name in the box.





Name \_\_\_\_\_

Add decorations to turn the cookies into gingerbread people.



Name \_\_\_\_\_

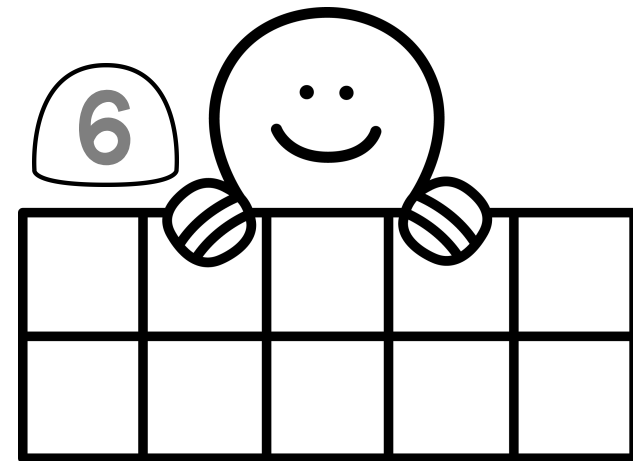

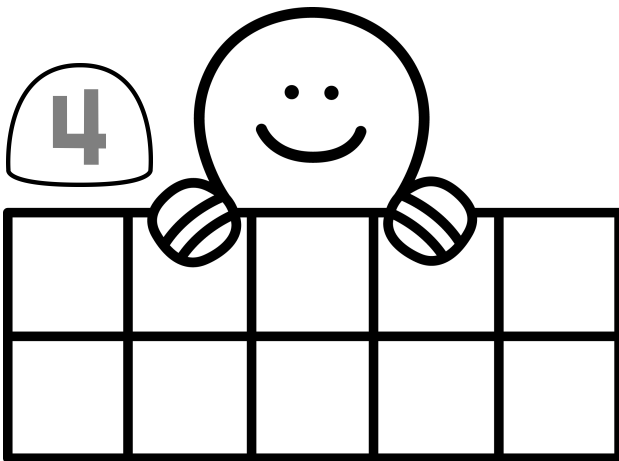
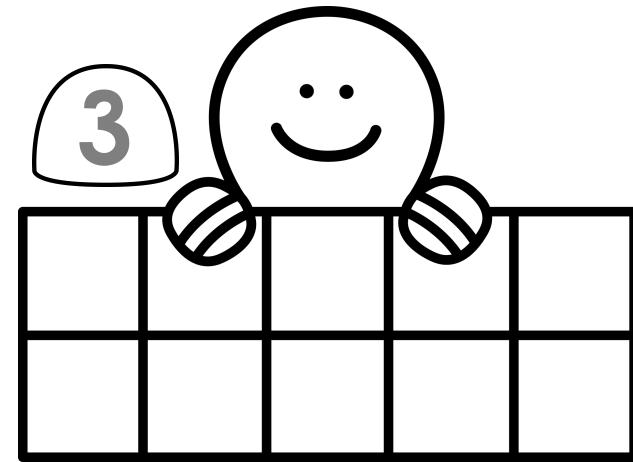


Trace the paths to help the gingerbread cookie get to its house.



Name \_\_\_\_\_

Say each number.

Color in the squares on the tens frame to match.



# You will also like:

## Lower Case

Letter Matching Games

### Lower Case

## Letter Matching Folder Games



Children use visual discrimination skills to match the lower case letters.

### Connect:



[Newsletter](#)

[Facebook](#)

[Instagram](#)

[Blog](#)

[Pinterest](#)

### Credit:

These talented artists made this possible.



kimberly  
geswein  
fonts



## Terms of Use:

- You may use this resource in your own classroom with your own students.
- You may not post this file to any file sharing website (DropBox, Google Drive, Facebook, Amazon, etc.), email it to anyone or claim it as your own work.

©Jamie White, Play to Learn Preschool