

# Virtual Preschool

## NURSERY RHYMES

MONDAY - **Humpty  
Dumpty**



TUESDAY - **Baa Baa  
Black Sheep**



WEDNESDAY - **Hey Diddle  
Diddle**



THURSDAY - **Hickory  
Dickory Dock**



FRIDAY - **Jack  
and Jill**




PLAY TO LEARN PRESCHOOL

# Nursery Rhymes- Day 1




## Humpty Dumpty

Nursery Rhyme Week



### Cook

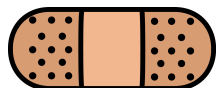


Eggs are a healthy food because they are full of vitamins and minerals. Help your grown up cook an egg for your lunch. Delicious!

### Rhyme


*Humpty Dumpty sat on a wall.  
Humpty Dumpty had a great fall.  
All the king's horses and  
All the king's men  
Couldn't put Humpty together  
again.*

### Color



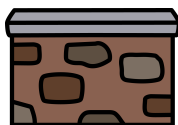
Color the Humpty Dumpty on the attached page. Add some band-aids to help fix his cracks. Read the new Humpty poem.

### Think



Think about different ways that you could help Humpty not break when he falls off of the wall. Maybe he could have used a pillow. What else could have helped him?

### Build



Humpty Dumpty fell off a wall! Can you use your blocks to build a big wall for humpty. Use a plastic egg or toy to pretend to be Humpty to "fall" off of the wall while you say the nursery rhyme.

### Read




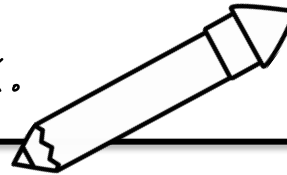
Enjoy one of these "Humpty Dumpty" books:

- *After the Fall* by Dan Santat
- *Humpty Dumpty Climbs Again* by Dave Horowitz
- *The Good Egg* by Jory John

Name \_\_\_\_\_


I can point to the dots and spell my name.

I can write my name in the box.




Practice saying the nursery rhyme and pointing to each word.

# Humpty Dumpty




Humpty Dumpty sat on a wall.


Humpty Dumpty had a great fall.




All the king's horses



And all the king's men




Couldn't put Humpty together again.





Name \_\_\_\_\_

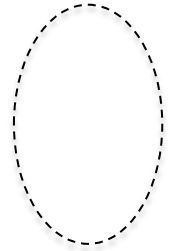
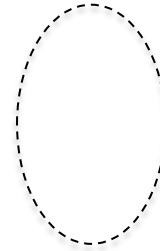
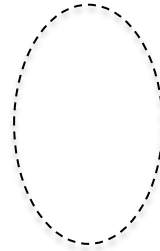
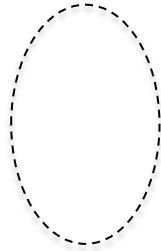
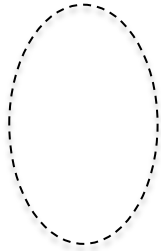
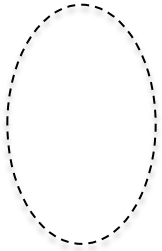


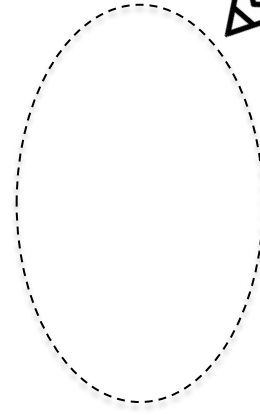
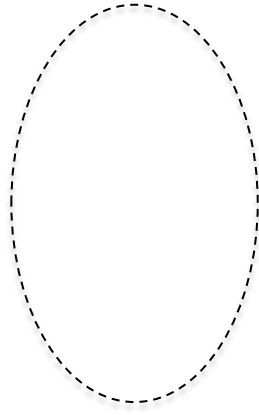
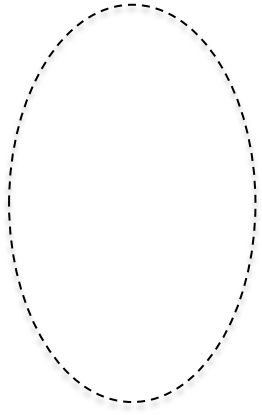
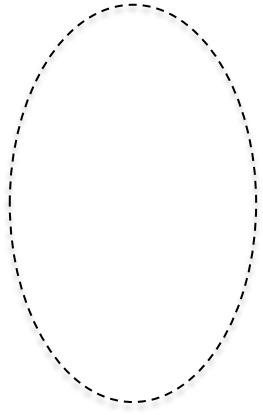
Color the picture. Attach a band-aid to fix Humpty's hurts.



Humpty Dumpty sat on a wall.  
Humpty Dumpty had a great fall.  
All the kids worried and  
All the kids worked.  
They put band-aids on Humpty  
To help fix his hurts.

Name \_\_\_\_\_

Trace the ovals.



Draw your own ovals.



# Nursery Rhymes- Day 2



## Baa Baa Black Sheep

Nursery Rhyme Week



### Listen

sh



Sheep starts with the /sh/ sound.  
Can you make the /sh/ sound?  
How many words can you name  
that start with /sh/ like sheep?

shoe      shop  
ship      short  
shoulder      shadow

### Rhyme

Baa Baa Black Sheep,  
Have you any wool?  
Yes sir, yes sir,  
Three bags full.

One for my master,  
One for my dame,  
And one for the little boy  
Who lives down the lane.

### Create




Paint a picture using yarn or glue  
yarn to your paper to make a  
picture of a sheep. What color is  
your sheep?

### Search



In the poem all of the sheep are  
black. Look for things around your  
house that are black. How many  
things can you find?

### Recite



Make a silly nursery rhyme. Change  
the color of the sheep each time  
you say it.

Baa Baa **Green** Sheep,  
Have you any wool?...

Baa Baa **Purple** Sheep,  
Have you any wool?...

### Count


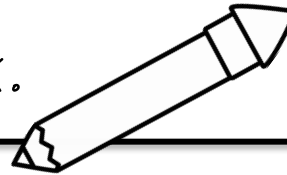


Sometimes when it's hard to fall  
asleep, people like to close their  
eyes and count sheep. Isn't that  
silly? Pretend that you are counting  
sheep. How high can you count?


Name \_\_\_\_\_

I can trace the letters of my name.


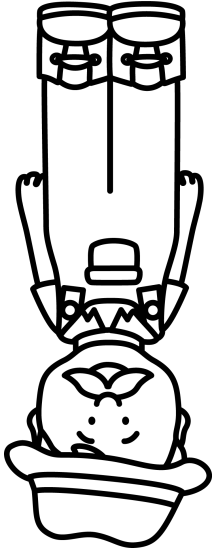
I can write my name in the box.




Have you any wool?



Yes, sir. Yes, sir



three bags full.




Baa Baa Black Sheep

Name \_\_\_\_\_

Color the sheep.

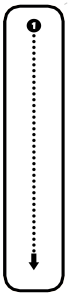




Write the color word in the blank.



Baa Baa \_\_\_\_\_ Sheep  
Have you any wool?

Name \_\_\_\_\_

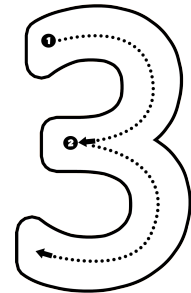
Count the bags. Draw a line to show how many.



one



two



three

# Nursery Rhymes- Day 3



## Hey Diddle Diddle

### Nursery Rhyme Week



#### Make




The fiddle is a musical instrument. Make your own instrument! A box with an elastic band makes a great noise. Tupperware boxes with dry beans can make a drum. Straws taped together could make a harmonica. What other ideas do you have?

#### Rhyme

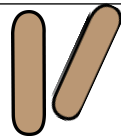
*Hey Diddle Diddle  
The cat and the fiddle  
The cow jumped over the moon.  
The little dog laughed  
To see such sport,  
And the dish ran away with the spoon.*

#### Jump




In the nursery rhyme the cow jumped over the moon. How high can you jump? Can you jump over blocks, pillows, or a paper moon?

#### Retell




Color and cut out puppets for each of the characters: cat, cow, dog, dish & spoon. Attach the puppets to popsicle sticks or straws. Act out the rhyme.

#### Help



Help your family set the table to get ready for dinner. How many dishes will you need? How many spoons (and forks)?

#### Read



Enjoy one of these "Hey Diddle Diddle" books:


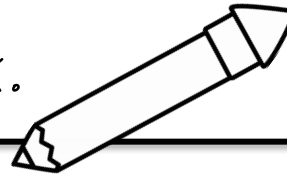
- *Cindy Moo* by Lori Mortensen
- *Moonstruck: The True Story* by Gennifer Choldenko
- *How the Cow Jumped Over the Moon* by Sally Huss



Name \_\_\_\_\_

I can color in the letters of my name.



I can write my name in the box.





Practice saying the nursery rhyme and pointing to each word.

# Hey, Diddle Diddle!

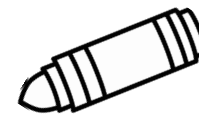
Hey diddle diddle  
The cat and the fiddle  
The cow jumped over the moon.







The little dog laughed  
To see such sport  
And the dish ran away with the spoon.




Name \_\_\_\_\_



Draw the lines to show how the cow jumps over the moon.



Color these puppets. Cut them out and attach a craft stick.




# Nursery Rhymes- Day 4



## Hickory Dickory Dock


Nursery Rhyme Week

### Play



Hide and seek is so much fun. Pretend to be a little mouse and hide while your grown up counts to 10. Don't forget to be quiet like a mouse.

### Rhyme




*Hickory, Dickory Dock  
The mouse ran up the clock.  
The clock struck one.  
The mouse ran down.  
Hickory, Dickory Dock*

### Paint




The face of a clock is a circle. Gather different size cups and some paint. Dip the rim of the cup into the paint and print onto paper. You will have lots of little circles to decorate.

### Move



Use your body to act out Hickory Dickory Dock. Use your arms to make the clock movement. Clap your hands to make the clock strike "one."

### Build



Build your own grandfather clock tower. Use blocks to see how big you can make your clock. Would a mouse be able to run up your clock without knocking it down?

### Read




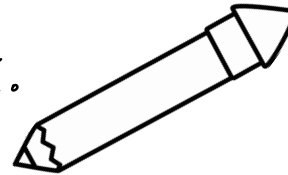
Enjoy one of these "Hickory Dickory Dock" books:

- *The Clock Struck One* by Trudy Harris and Carrie Hartman
- *Hickory Dickory Dog* by Alison Murray
- *It's About Time* by Stuart J Murray and John Speirs
- *Hickory Dickory Dock* by Keith Baker


Name \_\_\_\_\_

I can point to the dots and spell my name.



I can write one letter in each box.




The mouse ran



Hickory Dickory Dock



up the clock.






Hickory Dickory Dock

Name \_\_\_\_\_




Trace the lines to match.





Name \_\_\_\_\_

Trace the numbers to make a clock.



# Nursery Rhymes- Day 5



## Jack and Jill


Nursery Rhyme Week

### Create




Decorate your own crown. You can use your markers or crayons. Make it as fancy as you can. It is a crown after all! Template attached.

### Rhyme



Jack and Jill  
Went up the hill  
To fetch a pail of water.  
Jack fell down  
And broke his crown  
And Jill came tumbling after.

### Search



Jack and Jill start with the letter J. What can you find in your house that start with the letter J?

### Play



Fill up your sink or a big bowl. Use small cups to scoop and pour water. Add bubbles for extra fun.

### Build



In the story Jack and Jill went up a hill. Move your body to march, walk, run, tiptoe, skip, jump up a hill, or just pretend in your living room.

### Help


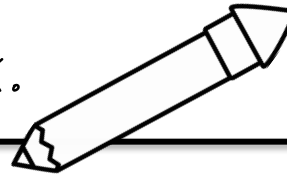


Jack and Jill were helping to fetch the water. Ask your grown-up what you can do to be helpful around your house.

Name \_\_\_\_\_

I can paint the letters of my name.

I can write my name in the box.



Practice saying the nursery rhyme and pointing to each word.

# Jack and Jill



Jack and Jill went up the hill

To fetch a pail of water.

Jack fell down

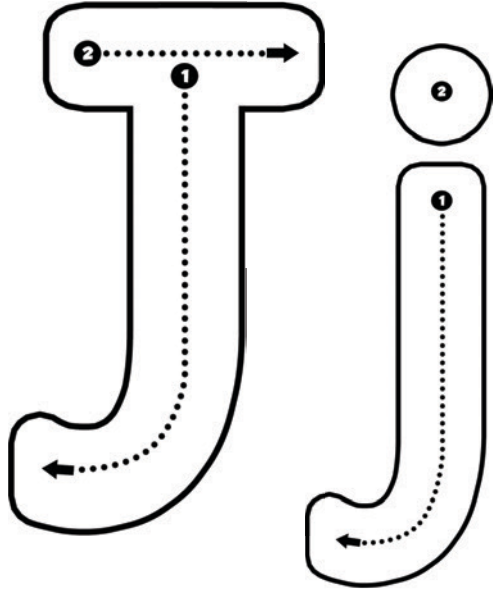
And broke his crown

And Jill came tumbling after.




Name \_\_\_\_\_

I can trace the letters.




I can write the letters.



I can color the pictures that start with J.



**jacket**



**jellyfish**




**juggle**



**jump**

Decorate the crown. Cut it out and wear it!



Glue this strip on the back.

Name \_\_\_\_\_

You will also like:

# Nursery Rhyme

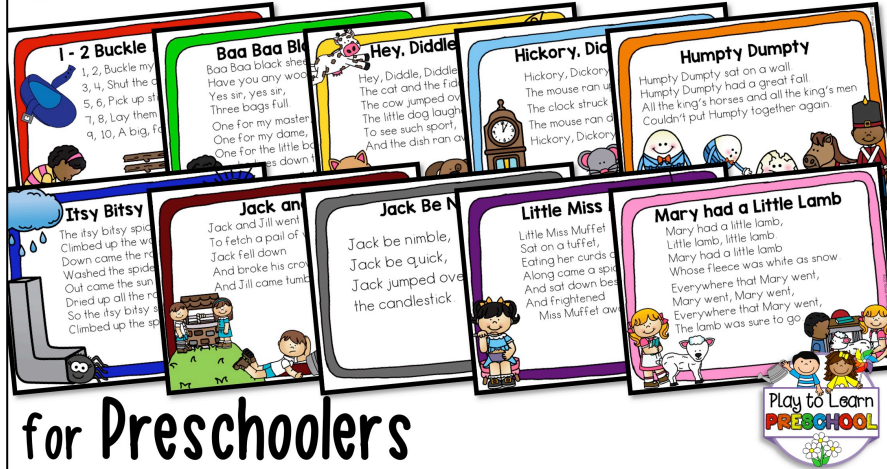
Activities

## Nursery Rhyme

save  
30%

# Bundle!

Centers • Circle Time • Bonus!



for Preschoolers

by Jamie White

Literacy, Math, and art activities to go with 10 popular nursery rhymes for preschoolers.

Connect:



[Newsletter](#)

[Facebook](#)

[Instagram](#)

[Blog](#)

[Pinterest](#)

Credit:

These talented artists made this possible.



kimberly  
geswein  
fonts

Kg



## Terms of Use:

- You may use this resource in your own classroom with your own students.
- You may not post this file to any file sharing website (DropBox, Google Drive, Facebook, Amazon, etc.), email it to anyone or claim it as your own work.

©Jamie White, Play to Learn Preschool