

Virtual Preschool

RAIN AND WEATHER

MONDAY - **Clouds in the Sky**



TUESDAY - **Raindrops**



WEDNESDAY - **Earth Day**



THURSDAY - **A Windy Day**



FRIDAY - **Rainbows**



Rain & Weather - Day 1



Clouds

Clouds are made up of little drops of water. There are lots of different kinds, but today we will learn about 3 of them!

Imagine



Look out of your window or lie down outside and watch the clouds. What shapes can you see?

Draw



What did you see in the clouds? Shapes? Animals? Draw a picture of what you could see in the clouds.

Make




Make soft, squishy cloud dough:

<https://playtolearnpreschool.us/cloud-dough/>

Combine equal parts corn starch and hair conditioner. (Adjust the amounts to make a soft, pliable dough.) Knead it together to make dough.

Search



Clouds are usually white, unless they are big rain clouds! Look for things around your house that are white.

Write



Put a thin layer of flour or salt into a tray. Use your finger to practice writing the letter **C** for cloud.

Read

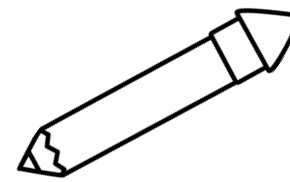


Enjoy one of these books about clouds:

- *It Looked Like Spilt Milk!* by Charles G. Shaw
- *Little Cloud* by Eric Carle
- *The Cloud Book* by Tomie dePaola
- *Clouds* by Anne Rockwell

Name _____

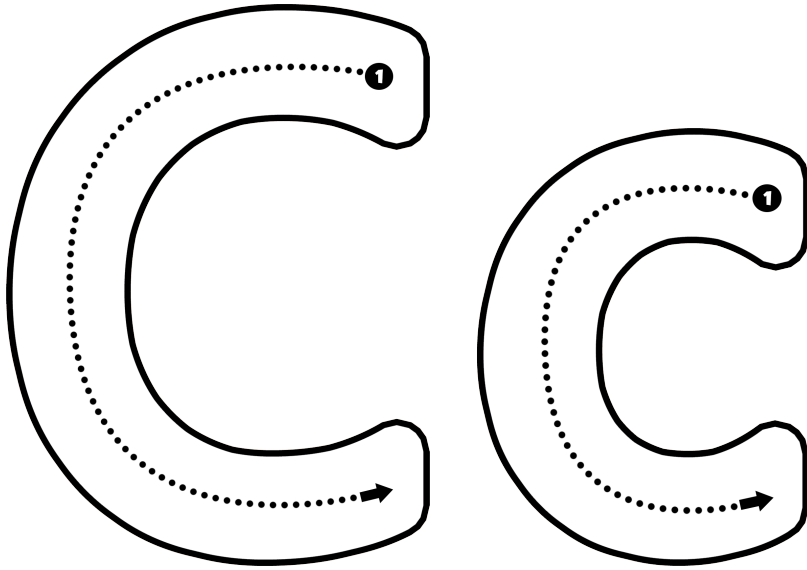
I can trace my name.




I can write the first letter of each word to make my name.

Name _____

I can trace the letters.




I can write the letters.




I can color the pictures that start with **C**.



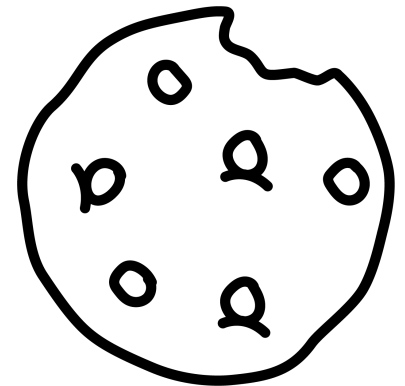
cake



castle




cow

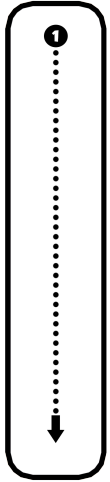


cookie

Name _____




I can trace the number.

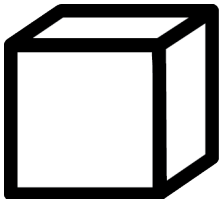


one

I can write the number.

A large, empty rounded rectangle with a thin black border, intended for practicing writing the number 1.


I can count to **one**.



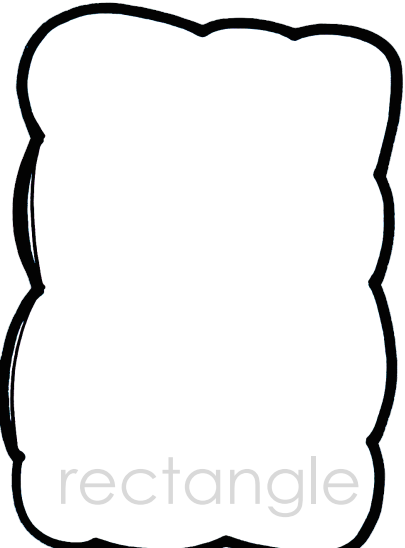




I can color in **one**.

Name _____

Draw the cloud shapes.



 <p>circle</p> 	 <p>rectangle</p>
 <p>triangle</p>	 <p>heart</p>

Rain & Weather - Day 2



Raindrops

In the spring, it usually rains a lot! The rain helps all of the trees, flowers, and animals grow.

Play



Put on your rain boots and jump into puddles. If it hasn't rained where you live, make your own puddle by pouring some water onto the ground. It's fun to get messy!

Practice



When it rains, it is a good idea to wear a raincoat and rain boots. Practice putting on your own coat and shoes/boots.

Observe




What is the weather like at your house? Draw a picture to show the weather. You can draw the sunshine or rain clouds.

Experiment



Use wet sidewalk chalk to draw on the wet ground. Does it look different than dry chalk?

Relax



The best thing to do on a rainy day is to read a book. Grab your favorite book and a blanket, snuggle up on the couch with your grown up and read.

Sing




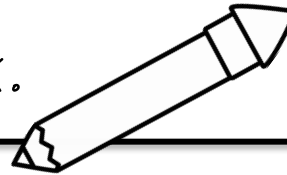
Sing this little nursery rhyme about rain:

*"It's raining. It's pouring.
The old man is snoring.
He went to bed and
Covered his head And
didn't get up
In the morning!"*


Name _____

I can trace the letters of my name.


I can write my name in the box.



Name _____



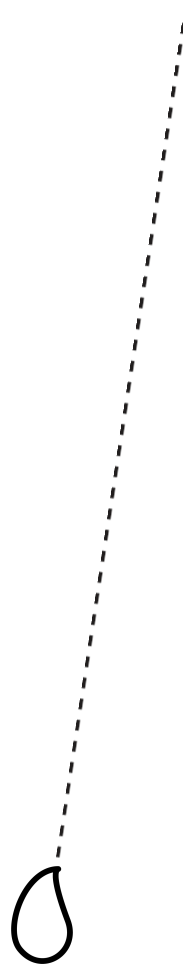
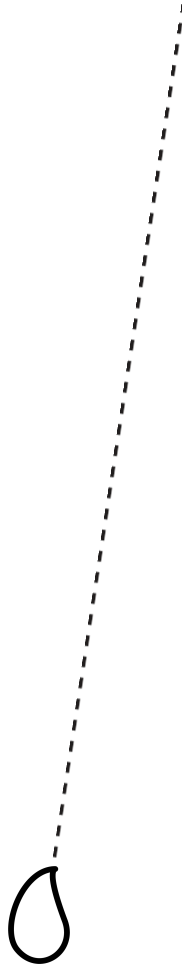





Make a picture of what you see when you look outside your window.



I see _____.

Name _____

Use scissors to cut the dotted lines.



Name _____

Count the rain drops.

Write the number in the cloud to show how many.



Rain & Weather - Day 3



Earth Day

Every year on April 22, we celebrate our planet Earth and remember ways to take care of it.

Help



Recycling helps the earth by conserving resources. Help sort items to be recycled: paper plastic, glass, metal. Take the items to your recycling bin.

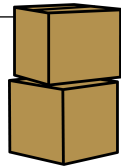
Paint



Use a coffee filter or piece of newspaper to make the Earth. Put it on a tray to catch the drips. Use green and blue diluted paint or food coloring to drip on your coffee filter.

<https://playtolearnpreschool.us/earth-day-art/>

Build



Use your recycling boxes (before you recycle them) to build something. Be creative. What can you make?

Plan



Talk with your family and plan a way that you can work together to make the Earth a better place. Here are some ideas if you get stuck:


<https://www.earthday.org/earth-day-challenge/>

Write



Write a thank you card and picture for the sanitation workers who take the recycling to the recycling center. Tape it to your bin so they will see it the next time they come to your neighborhood.

Explore

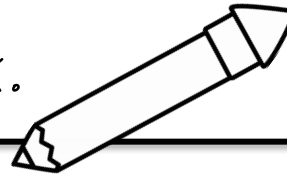


Go on a scavenger hunt and explore Earth from your own yard (or out of your own window). Use the list and check off the things that you see.

Name _____


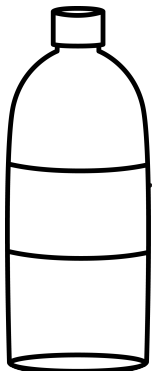





I can color in the letters of my name.

I can write my name in the box.





Name _____

Trace the lines to put the recycling into the bin.




Name _____


Go on a scavenger hunt.
Check off the things that you see.




☐ cloud



☐ flower




☐ nest



☐ bug



☐ recycling



☐ tree

Name _____

Draw a picture of how you can take good care of Earth.



I can take good care of Earth by:




Rain & Weather - Day 4



A Windy Day


Have you ever been outside when it is windy? The clouds move fast through the sky and you can feel the air on your skin.

Play



It's fun to blow bubbles, especially if it's windy. Blow bubbles outside. If you don't have any bubble mix, you can make your own with dish soap and water.

Experiment



Look for items around your house that you can make move by blowing on them, like you are the wind. Would a tissue move? Would a book move?

Write




Wind starts with the letter **W**. Practice writing the **W** and **w**. Color the pictures of words that start with **W** like wind.

Listen



Have you ever heard wind chimes? When you go on a walk, listen to hear if any of your neighbors have them. What other sounds can you hear when the wind blows?

Color



Decorate a picture of a kite. Cut it out and add a string. Maybe you can hang it on your refrigerator.

Create



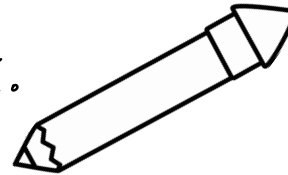
Drip colored water onto paper, like rain. Use a straw to blow the colors across your paper, like wind. What pattern did it make?

<https://playtolearnpreschool.us/rain-art/>

Name _____

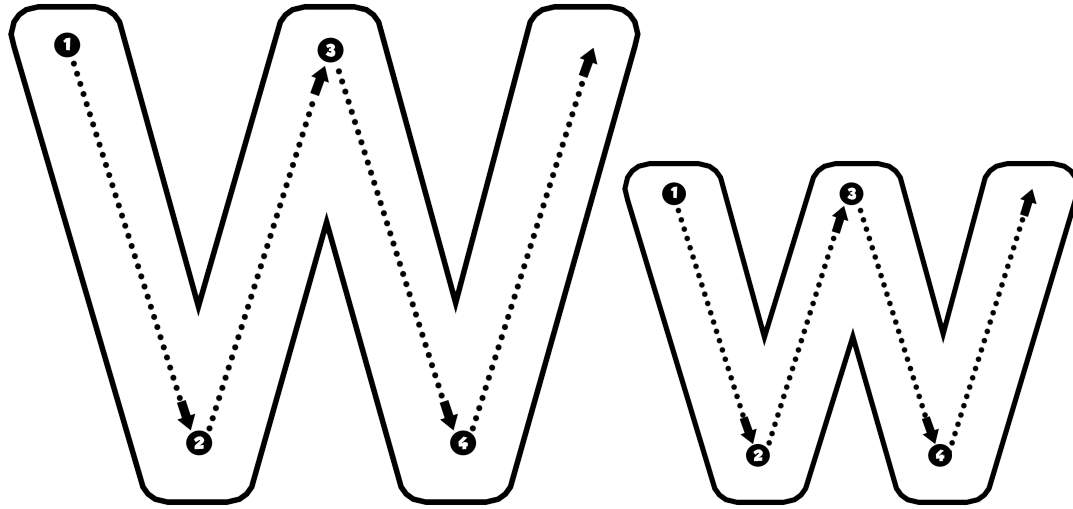
I can point to the dots and spell my name.

I can write one letter in each box.





Name _____


I can trace the letters.




I can write the letters.




I can color the pictures that start with **W**.




wall



watermelon



whale

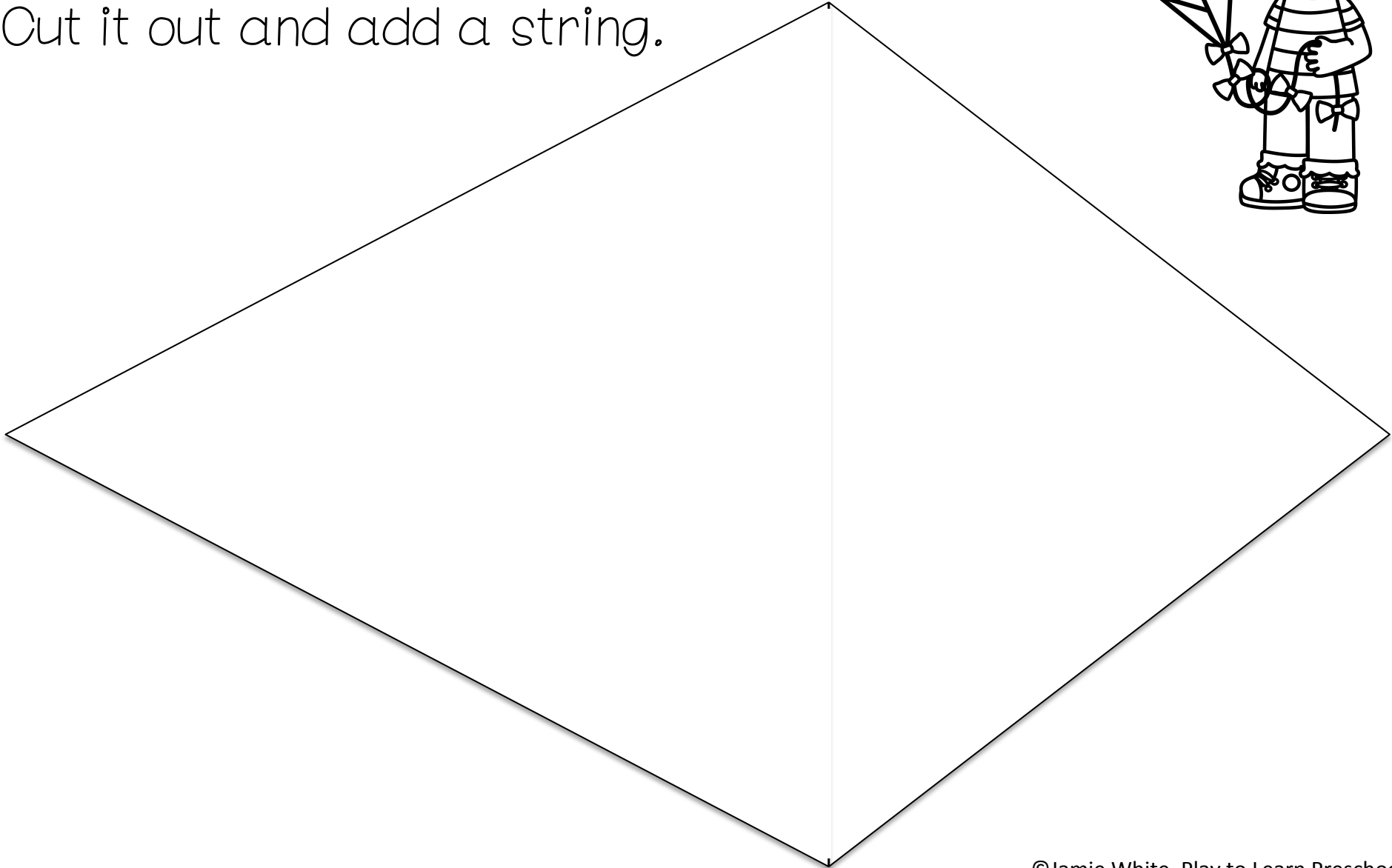



watch


Name _____

Decorate the kite.

Cut it out and add a string.



Name _____



I can trace the number.

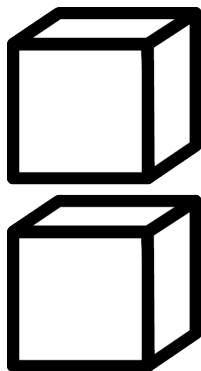
I can write the number.



+two

A large, empty rounded rectangle intended for a child to practice writing the number 2.

I can count
to **two**.



I can color in **two**.


Rain & Weather - Day 5



Rainbows

After a big thunderstorm, sometimes there is a beautiful rainbow in the sky!

Play



Make your own memory tray game with rainbow colored items. Play the memory game with someone in your family. Take turns being the teacher and hiding the different items.



Dance


Find "Exercise and Learn the Colors of the Rainbow" by Jack Hartmann on YouTube. Dance to the song and practice the rainbow colors.

Create



Make a rainbow using things around your house. Find something red, orange, yellow, green, blue, and purple.

Cook



Make a colorful lunch. Eat something that is red, something that is orange, etc. Fruits and veggies are colorful and healthy!


Listen



There are lots of songs about rainbows. Choose one and listen to it:

- "Somewhere over the Rainbow"
- "The Rainbow Connection"
- "Rainbow" by Charlie Hope

Color



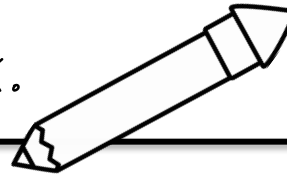


Soak a few crayons in water until the wrappers come off. Break them into small pieces. Place them into a muffin tin (with a cupcake liner!). Ask a grown up to bake them in the oven on LOW until they melt. Color with your new rainbow crayons.

Name _____

I can trace my name in rainbow colors.

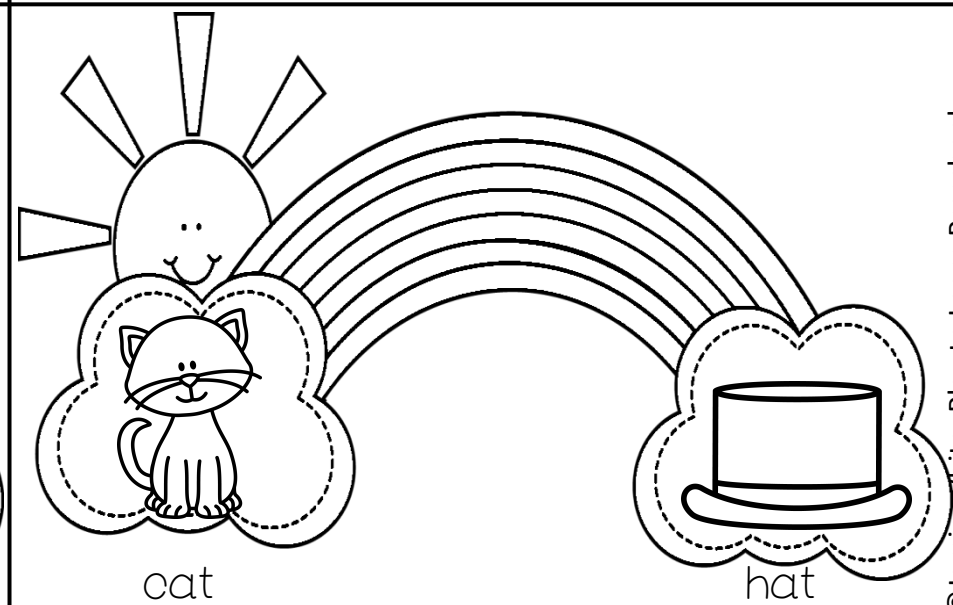
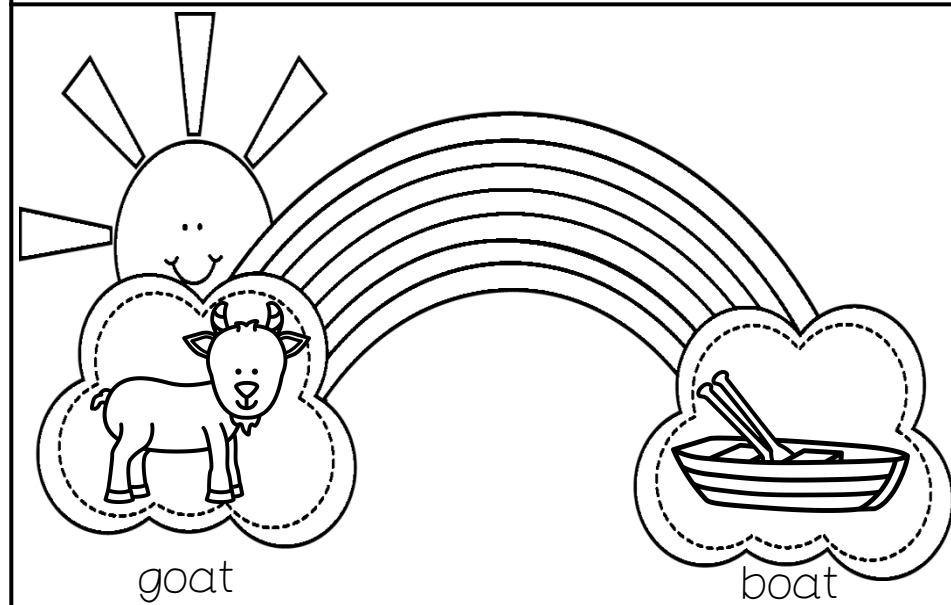
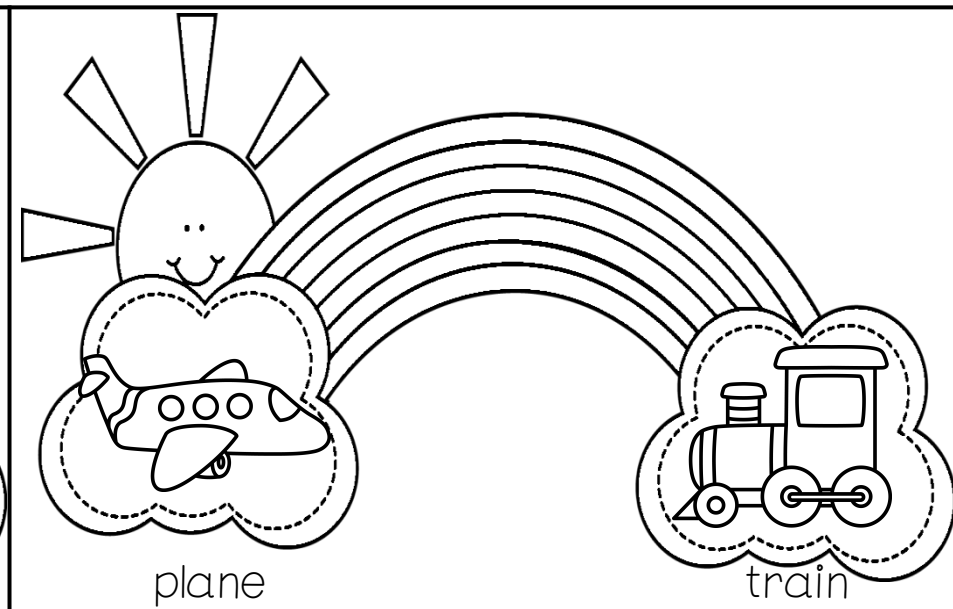
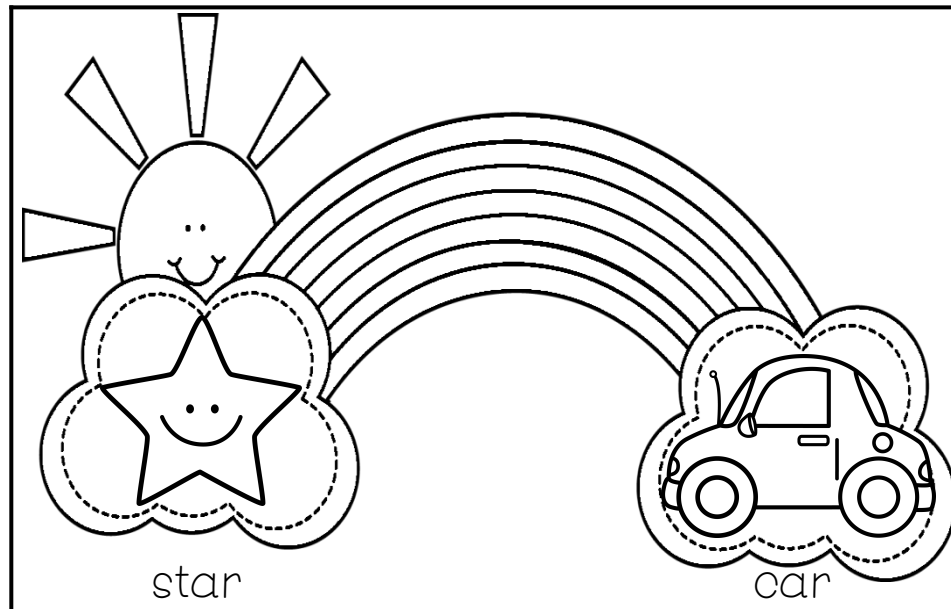
I can write my name in the box.



Name _____

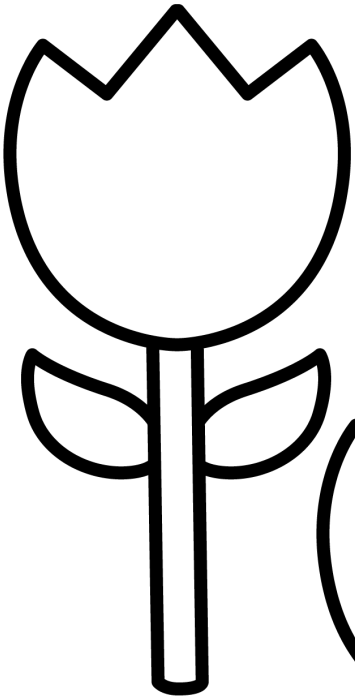

Color the rainbow puzzles.

Cut them apart, then try to match the rhymes and put them together again.




Name _____


Color each flower to make a rainbow garden.



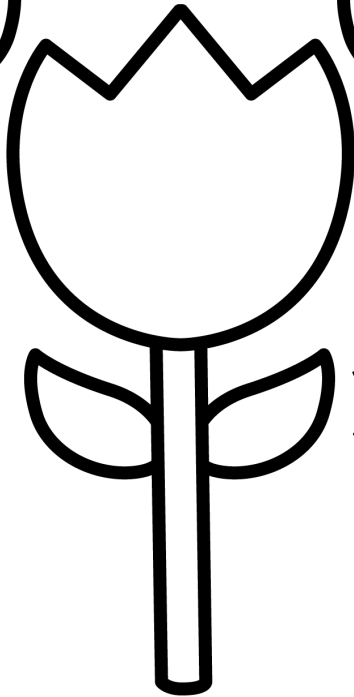
red




yellow



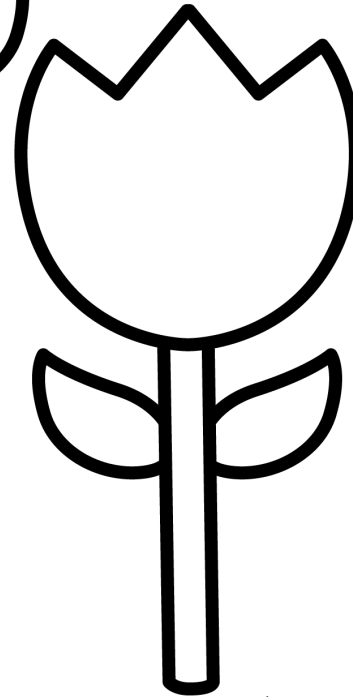
blue



orange




green




purple

Name _____



I can trace the number.

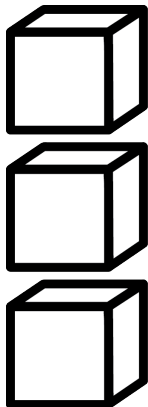
I can write the number.



three

A large, empty rounded rectangle with a thin black border, intended for the child to practice writing the number 3.

I can count
to **three**.



I can color in **three**.


A grid consisting of two rows and five columns of squares, totaling ten empty squares for coloring.

You will also like:

Number

Practice Worksheets

Number Practice Sheets



Children practice writing the numbers and counting sets 1-30 with these no-prep pages.

Connect:



[Newsletter](#)

[Facebook](#)

[Instagram](#)

[Blog](#)

[Pinterest](#)

Credit:

These talented artists made this possible.



kimberly
geswein
fonts



Terms of Use:

- You may use this resource in your own classroom with your own students.
- You may not post this file to any file sharing website (DropBox, Google Drive, Facebook, Amazon, etc.), email it to anyone or claim it as your own work.

©Jamie White, Play to Learn Preschool