

Virtual Preschool

AWESOME ANIMALS

MONDAY - **Savanna
Animals**



TUESDAY - **Jungle
Animals**



WEDNESDAY - **Polar
Animals**



THURSDAY - **Forest
Animals**



FRIDAY - **Ocean
Animals**



PLAY TO LEARN PRESCHOOL


Awesome Animals - Day 1



Savanna Animals

The savanna is home to lots of large animals like elephants, giraffes, zebras, lions, and rhinos!

Move



Be a savanna animal:

- March like an **elephant**
- Stomp your feet like a **zebra**
- Snap like a **crocodile**
- Roar like a **lion**
- Stretch like a **giraffe**

Observe



All week, we are going to be scientists who observe and learn about animals. Watch one of the savanna animals here and fill out the WebCam observations:


<https://animals.sandiegozoo.org/live-cams>

Help




During the middle of the day, lions sleep a lot to save their energy. Help your grown up change your sheets or make your bed, so that you're ready to sleep like a lion tonight.

Dance



In the story we read today, poor Gerald the Giraffe thinks he can't dance. Turn on your favorite music (*Lion King*, maybe?) and dance like the animals in the book.

Run



Cheetahs are the fastest animals on land! How fast can you run? Go outside with your grown up and ask them to time you while you with a stopwatch. Try it again; can you run faster?

Read




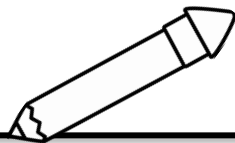
There are so many good books about savanna animals:

- *Giraffes Can't Dance* by Giles Andreae
- *A Parade of Elephants* by Kevin Henkes
- *1, 2, 3, to the Zoo* by Eric Carle
- *Over in the Grasslands: On an Africa Savanna* by Marianne Berkes

Name _____

I can spell my name.

I can write it in the box.




Scientist's Name _____

Zoo Cam - Observation Notes


Which animal are you observing?



lion




giraffe





elephant



Draw a picture of the savanna animal:




Animal Activity:




eating



playing




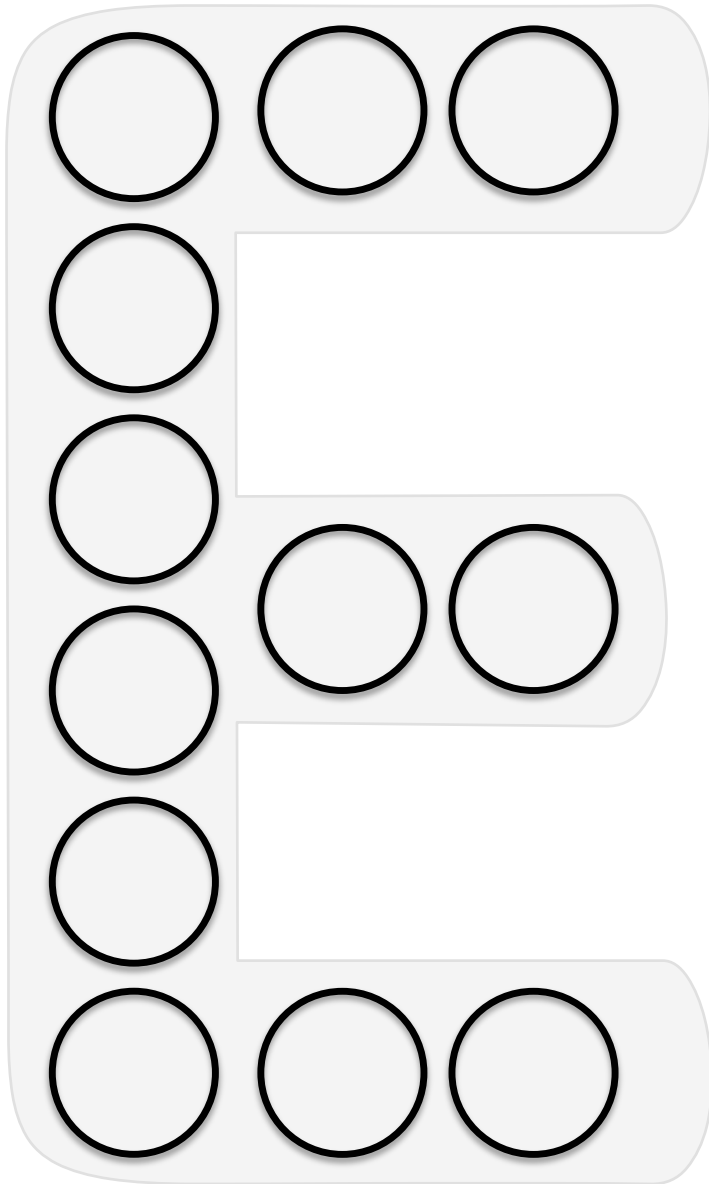
sleeping



walking -
stretching

Name _____


Make the letter with coins, pom-poms, or mini erasers.




Say the sound of the letter.

E is for **elephant**.

Name _____




I can trace the number.



seven

I can count
to **seven**.



I can write the number.



I can color in **seven**.

Awesome Animals - Day 2



Jungle Animals

The jungle is an area that is covered in trees, plants, and vines. It is home to lots of fascinating animals.


Move

Be a jungle animal:

- Creep slowly like a **sloth**
- Leap high like a **leopard**
- Crawl on your belly like an **alligator**
- Act silly like a **monkey**
- Growl like a **tiger**



Observe



The Atlanta Zoo has lots of rainforest animals. You can see pictures and read more about them here:


<https://zooatlanta.org/animals/>

Bake




Important food is grown in the rain forest. Bananas, coffee, cinnamon, cocoa and vanilla are just a few examples. Bake cookies with your grown up using some vanilla, cinnamon, or chocolate chips. What kind of cookies are you going to make?

Paint




Dip a string in some paint and drag it across the paper like a snake. Can you make your string snake coil up? Stretch out? Wiggle side to side? See what it looks like when you do it on paper!

Help



The jungle is full of plants and flowers. Help your adults by watering the plants and flowers at your house.

Color


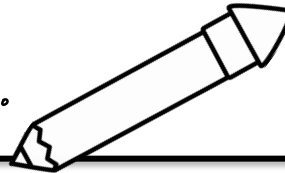


Macaws are beautiful birds that live in the rainforest. Color a picture of a macaw. Use lots of bright colors.

Name _____

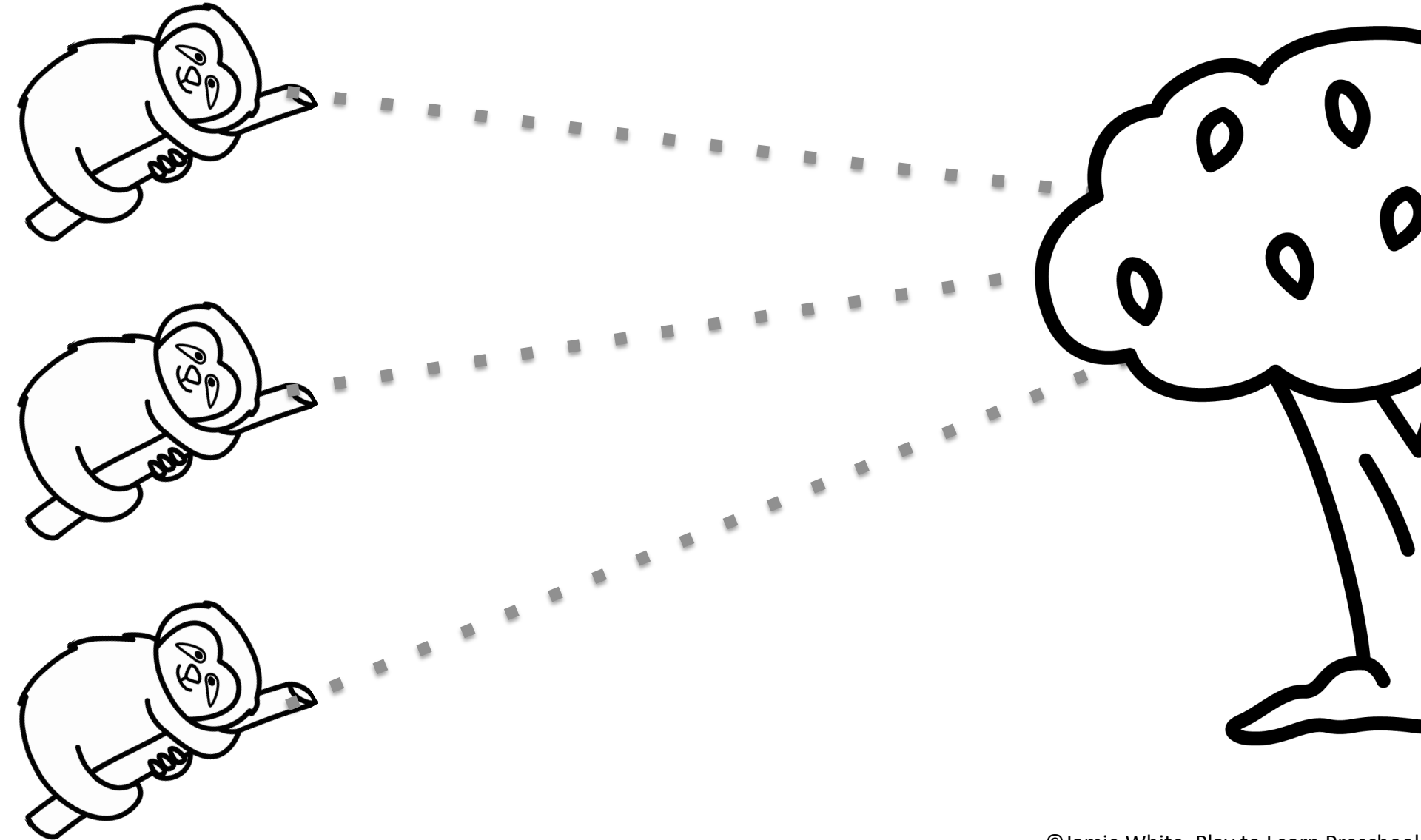
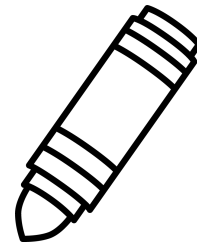
I can trace each letter of my name.

I can write my name in the box.



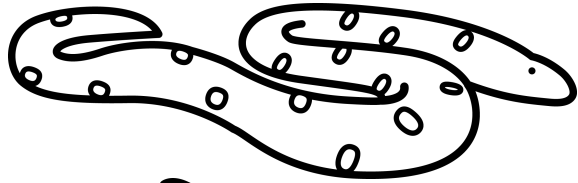

Name _____

Help the sloths get to the tree.



Name _____


I can write the names of the jungle animals.




snake



sloth






ant



jaguar

Name _____

Count how many ants are in headed to the ant hill.
Color the ants. Write the number on the leaf.




Awesome Animals - Day 3



Polar Animals

Polar animals live in the Arctic and on Antarctica. They love the cold, snowy habitats!


Pretend



Pretend to be a polar animal:

- Waddle like a **penguin**.
- Growl like a **polar bear**.
- Clap your hands like a **seal**.
- Howl like a **wolf**.
- Hoot like an **owl**.

Observe



Observe the penguins and polar bears on this webcam. Fill out the WebCam observation page:

<https://animals.sandiegozoo.org/live-cams>

Search



Penguins and **Polar Bears** both start with the letter P. Find items in your house that also start with the letter P.

Experiment



Icebergs float on the water. Fill up a big bowl with water and find small items around the house that you could test. Will they sink or float?

Paint



Ask a grown-up to help you freeze food coloring mixed with water in an ice cube tray. After it is frozen use it to paint a frosty picture! More directions here:

<https://playtolearnpreschool.us/penguins-love-colors/>

Move


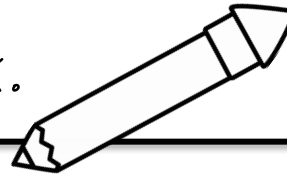


Polar Bear, Polar Bear,
Turn around.
Polar Bear Polar Bear,
Touch the ground.
Polar Bear, Polar Bear,
Growl really loud.
Polar Bear, Polar Bear,
Take a bow!

Name _____

I can point to the dots and spell my name.


I can write my name in the box.



Scientist's Name _____

Zoo Cam - Observation Notes

Which animal are you observing?



penguin





polar bear


Draw a picture of the
polar animal:

A large, empty rectangular box with a thin black border, intended for drawing a picture of the polar animal.



Animal Activity:



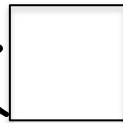
eating



playing




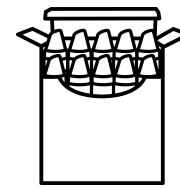
sleeping



swimming


Name _____

I can draw the animals and write the words.




penguin


polar
bear



Name _____




I can trace the number.




eight

I can write the number.



I can count
to **eight**.



I can color in **eight**.

Awesome Animals - Day 4



Forest Animals

Forests provide a habitat for lots of plants and animals, including bears, moose, deer, raccoons, rabbits, and owls.

Pretend



Pretend to be a forest animal:

- Growl like a **bear**.
- Fly like an **eagle**.
- Howl like a **coyote**.
- Hop like a **rabbit**.
- Tweet like a **bird**.
- Prance like a **deer**.

Observe



Go outside and look for for animals that live by your home. Do you live near a forest? Can you spot birds, squirrels, chipmunks, or other animals?

Build



Forest animals live in dens, burrows and nests. When people visit the forest, they often stay in a tent. Make a blanket tent and pretend to go camping!

Sing

Gray Squirrel



"Gray squirrel, gray squirrel swish your bushy tail.
Gray squirrel, gray squirrel swish your bushy tail.
Hold a nut between your toes.
Wrinkle up your little nose.
Gray squirrel, gray squirrel swish your bushy tail."

Create



Make easy forest animal shadow puppets! Cut out the pictures and tape them to popsicle sticks or straws. Grab a flashlight and put on a shadow puppet show in your blanket tent!

Color


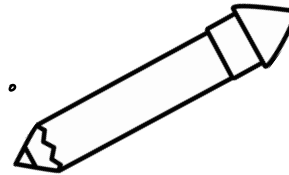


Color a picture of animals that you might find in the forest. Add trees, grass, and other forest things.

Name _____

I can color the letters of my name.






I can write 1 letter in each box.



Name _____




Trace the lines to get the animals to the forest.




Name _____
I can draw animals in their habitat.

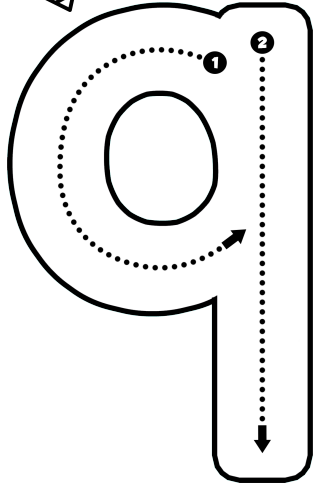
forest



Name _____



I can trace the number.




nine

I can write the number.

A large, empty rounded rectangle with a thin black border, intended for practicing writing the number.

I can count
to **nine**.



I can color in **nine**.

A grid consisting of two rows and five columns, creating ten empty squares for coloring.


Awesome Animals - Day 5



Ocean Animals

The oceans cover more than half of Earth. They are home to sea creatures like fish, whales, sharks, and jellyfish.


Pretend



Pretend that you are an ocean animal.

- Move your arms like an **octopus**.
- Snap like a **shark**.
- Walk like a **crab**.
- Slide like a **starfish**.
- Leap like a **dolphin**.


Observe



Experience the Blacktip Reef at the National Aquarium. Draw a picture of what you observe.


<https://www.aqua.org/Experience/Blacktip-Reef>

Write



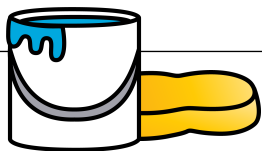
Ocean and octopus start with the letter O. Practice writing the O. Remember to start your circle at the top and then go around.

Draw



Go outside and draw an ocean scene with chalk. What color are your fish? Did you draw sharks?

Create



Use a sponge to dab blue paint on paper. Add some fish and other ocean animals to your painting after it dries!

<https://playtolearnpreschool.us/ocean-art/>

Relax


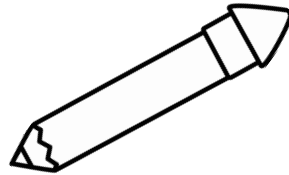


Take a bath. Pretend that you are a fish swimming in the ocean. Put on goggles and pretend that you are a scuba diver looking for ocean animals.

Name _____

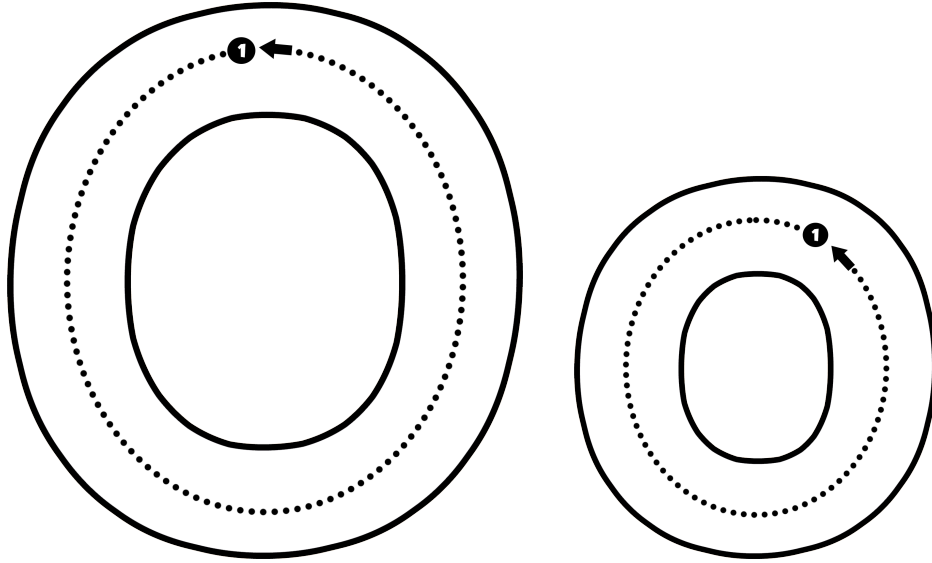
I can point to the letters of my name and spell it.

I can trace my name.




Name _____


I can trace the letters.




I can write the letters.




I can color the pictures that start with **O**.



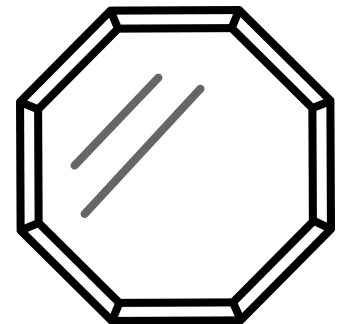
octopus



office




ox




octagon

Name _____
I can draw animals in their habitat.

ocean

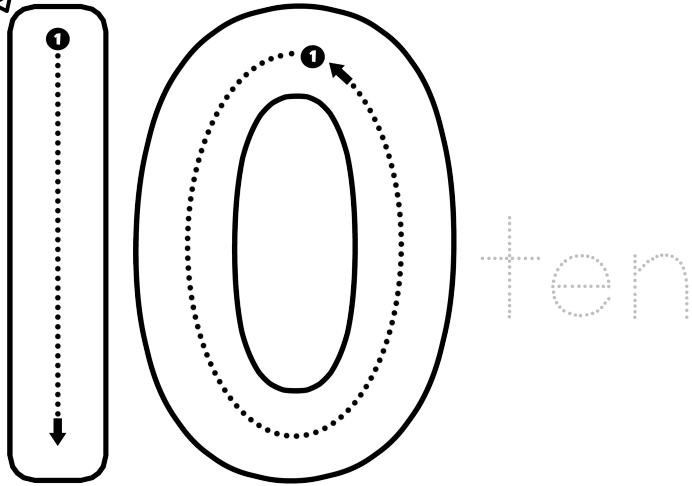


Name _____



I can trace the number.

I can write the number.

A large, empty rectangular box with rounded corners, intended for a child to practice writing the number 10.

I can count
to **ten**.



I can color in **ten**.


A grid of ten empty rectangular boxes arranged in two rows of five, intended for a child to color in ten items.

You will also like:

You're Invited!

Virtual Preschool Summer Semester

Summer Virtual Preschool



- 10 new weeks
- 50 new videos
- 50 play packs



Begins June 1, 2020

Register Today!

PLAY TO LEARN VIRTUAL PRESCHOOL

We have 10 new themes and 50 new videos for Virtual Preschool! Please join us.

Connect:



[Newsletter](#)

[Facebook](#)

[Instagram](#)

[Blog](#)

[Pinterest](#)

Credit:

These talented artists made this possible.



kimberly
geswein
fonts



Ramoniam
Graphics



Terms of Use:

- You may use this resource in your own classroom with your own students.
- You may not post this file to any file sharing website (DropBox, Google Drive, Facebook, Amazon, etc.), email it to anyone or claim it as your own work.

©Jamie White, Play to Learn Preschool