


Virtual Preschool

DOWN ON THE FARM

MONDAY - All about
the Farm




TUESDAY - Crazy
Cows



WEDNESDAY - Silly
Sheep



THURSDAY - Wake up,
Rooster



FRIDAY - Farmer
Fun



PLAY TO LEARN PRESCHOOL

Down on the Farm - Day 1



All about the Farm

Farms are so important because they provide all of the food, ingredients, and fiber that we need for our meals and clothing.

Pretend



Play "farm animal charades" with a family member. Take turns pretending to be a farm animal and see if the other person can guess which animal you are.


Create



This week, your project is to create a farm mural. Each day, you will draw a new picture to add to your farm.


Today, draw a big barn and a silo for your farm.

Ride



In the story that we read today, Duck taught all of the animals on the farm to ride a bike. Do you have a bike? Go for a bike ride with your grown-up. Remember to wear a helmet to protect your smart brain.

Eat



The farm grows lots of healthy food. Look in your fridge and pantry to identify the food that comes from a farm. Eat something healthy for lunch that would grow on a farm.

Help



Farmers need to water their plants and gardens. Help your grown-up water the plants and garden today?

Read

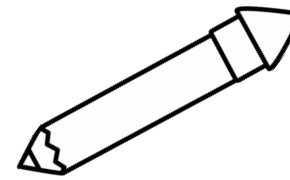


There are so many good books about farms! Try one of these:

- *Duck on a Bike* by David Shannon
- *Down on the Farm* by Marilly Kutner
- *Big Red Barn* by Margaret Wise Brown
- *Little Blue Truck* by Alice Schertle
- *Pete the Cat: Old MacDonald had a Farm* by James Dean

Name _____


I can trace my name.



I can write my the first letter of each word to make my name.

Name _____



Make the letter with pennies, pom-poms, or mini erasers.



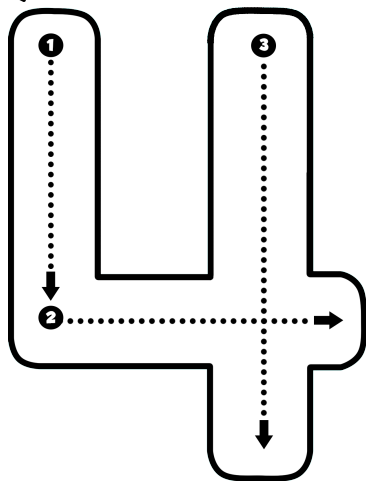
Say the sound of the letter.

F is for **farm**.

Name _____



I can trace the number.

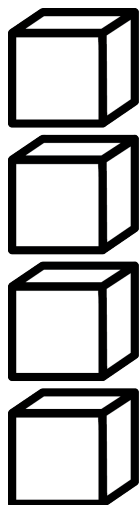


four

I can write the number.

A large, empty rectangular box with rounded corners, intended for a child to practice writing the number 4.

I can count
to **four**.




I can color in **four**.


A grid consisting of two rows and five columns of squares, totaling ten empty squares for coloring.

Name _____


Draw circles to make the wheels on the bike.



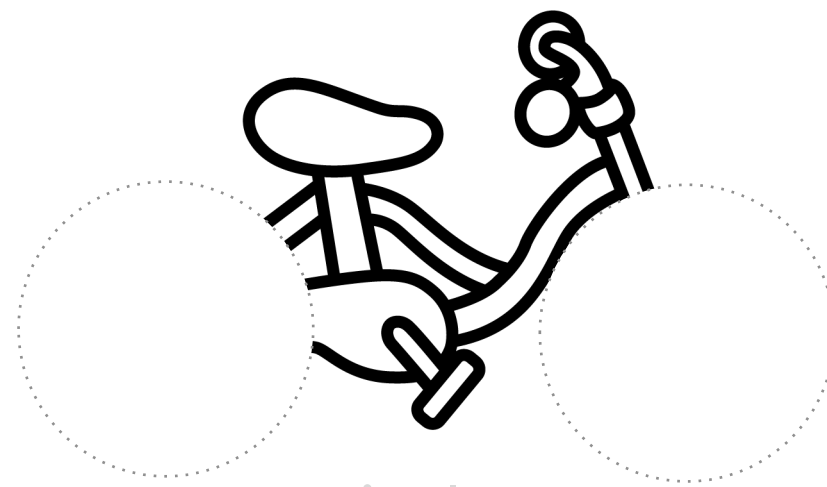
circles



circles



circles



circles


Down on the Farm - Day 2



Crazy Cows

Dairy farms raise cows that give us milk. There are lots of silly stories about cows on farms. Let's learn more about them.


Experiment



Making butter is an easy and fun experiment. Just add a little bit of whipping cream to a jar with a tight lid. Shake it and shake it some more. It will turn into butter.

<https://playtolearnpreschool.us/making-butter/>

Draw



Today we are going to add a cow or two to our farm mural. What color will it be? Will it have spots? Draw a picture of a cow and add it to your farm picture.

Rhyme



Cows say, "Moo!" How many words can you name that rhyme with "Moo"?

zoo	clue
boo	new
two	Sue

Imagine



In the story that we are reading today, the crazy cows typed a letter to Farmer Brown. Imagine that you are a cow on his farm. What would you ask for?

Taste



Cows make milk, which is used to make dairy products. Look in your fridge and try to find a dairy product. Have a taste of something made from milk (yogurt, cheese, cream cheese, ice cream, etc.)

Read




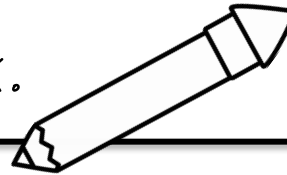
Enjoy one of these books about crazy cows:

- *Click, Clack, Moo, Cows that Type* by Doreen Cronin
- *The Cow Loves Cookies* by Karma Wilson
- *The Cow said Neigh!* by Rory Feek
- *The Cow who Clucked* by Denise Fleming


Name _____

I can point to the dots and say the letters of my name.


I can write my name in the box.




Name _____



Color the words that rhyme with "Moo!"



zoo



blue

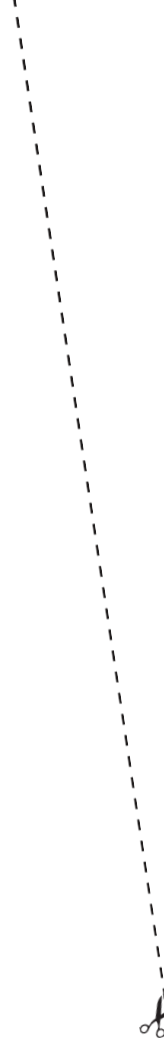
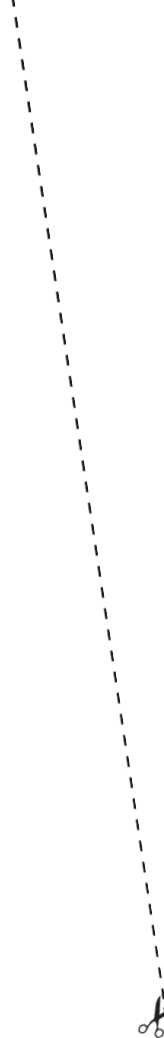
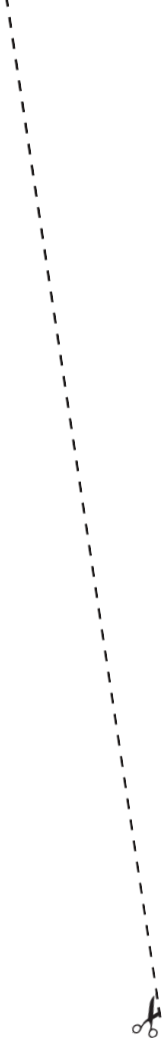





two

Think of your own ideas and draw pictures that rhyme with "Moo"

Name _____


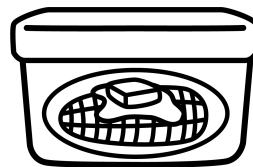
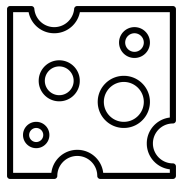

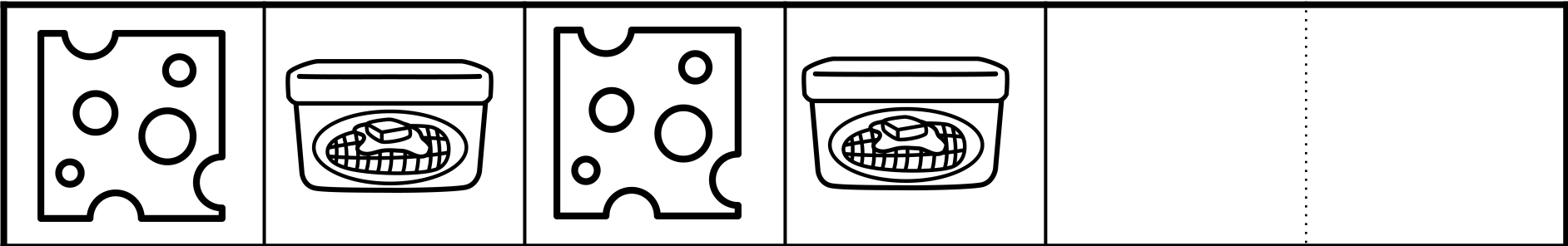



Use scissors to cut the dotted lines.



Name _____

Cut apart the pieces at the bottom of the page.

Use them to complete the dairy patterns.




Down on the Farm - Day 3



Silly Sheep

Sheep on the farm provide the wool that we need to make many types of clothing.



Search



Sheep feel fuzzy and soft. Try to find 10 things in your home that feel fuzzy and soft like a sheep.



Draw

Today we are going to add sheep to our farm mural. Draw a fluffy sheep and add it to your picture.



Recite

There are lots of rhymes about sheep. Try to say this one:

**Mary had a little lamb,
Little lamb, little lamb.
Mary had a little lamb,
Whose fleece was white as snow.
Everywhere that Mary went,
Mary went, Mary went.
Everywhere that Mary went,
The lamb was sure to go!**

Help

Sheepdogs help take care of the sheep on the farm by rounding them up and putting them into a pen. Help your grown up "round up" your toys and put them into the toy box, just like a sheepdog!

Play



Play "Hide and go Sheep!" with your family. One person is the sheepdog and counts to ten while the others (sheep) all hide. If the sheepdog barks, all the sheep must "Baa" as loudly as they can. Can the sheepdog find all the sheep?

Read




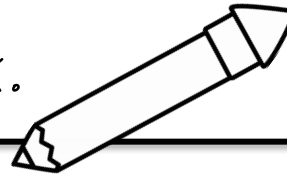
Enjoy one of these great books about sheep:

- *Farmer Brown Shears His Sheep* by Teri Sloat
- *Sheep Out to Eat* by Nancy Shaw
- *Lambslide* by Ann Patchett

Name _____









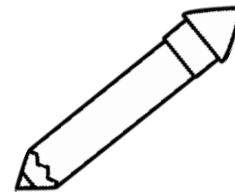
I can color in the letters of my name.

I can write my name in the box.




Name _____

Trace the lines to put the sheep in the barn.




Name _____
I can draw animals in their habitat.


farm



Name _____

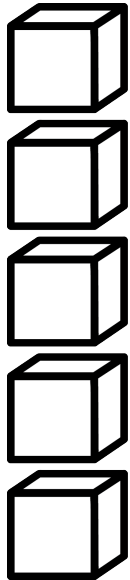


I can trace the number.



five

I can count
to **five**.



I can write the number.



I can color in **five**.

Down on the Farm - Day 4



Wake up, Rooster

The rooster has an important job on the farm. He has to wake everyone up with a "Cock-a-Doodle-Do!"

Sing



Nancy Kopman


Miss Nancy has lots of fun farm songs on her YouTube channel. Look them up and sing along:
<https://www.youtube.com/user/musicwithnancy>

"Animal Farm"

"Horses"

"Tweety Tweet Tweet"

Draw



Let's add some hens and a rooster to our farm mural today. Roosters are very colorful. Which colors will you use to draw the rooster on your farm?

Write



Chickens hatch out of an **egg**. Practice writing the letter E and e for egg. Make the short /e/ sound like at the beginning of:

exercise

envelope

elephant

Help




Roosters help the farmer and the animals by waking everyone up. Plan a way to help your family in the morning.

Move



When the sun is shining, go outside and move around. Can you cluck like a chicken? Strut like a rooster? Gallop like a horse? Waddle like a duck?

Imagine


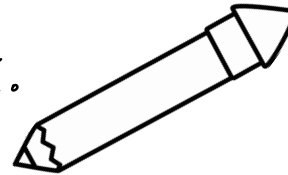


Imagine what would happen if the rooster forgot to wake everyone up one day. Would the farmer wake up? Would the other animals wake up? Make up a story and tell it to your family.

Name _____

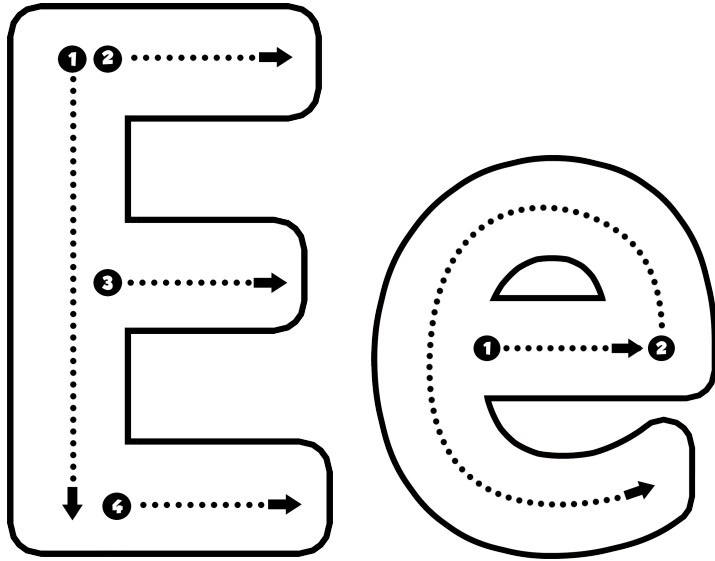
I can point to the dots and spell my name.

I can write one letter in each box.




Name _____


I can trace the letters.




I can write the letters.



I can color the pictures that start with **E**.




exercise



envelope



egg




elephant

Name _____

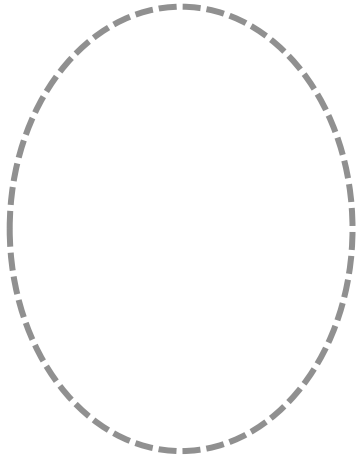
Cut out the rooster.

Color him and add him to your farm mural.




Name _____

Trace the shape, then try to draw it.



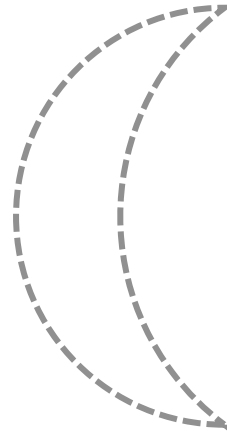
oval



rectangle



triangle



crescent

Down on the Farm - Day 5



Farmer Fun

Working on a farm is very hard work. Farmers can also have a bit of fun. Let's pretend to be farmers today.

Create



Use play dough and toy animals to create your own farm scene. Be creative. What will the animals do on the farm?

Draw



Put the finishing touches on your farm mural. Add a farmer, a tractor, and any other animals that you want. Hang your finished mural up for your whole family to see!

Play



Ask someone in your family to play "Farmer Says" with you (like "Simon Says").

- Farmer says, "Moo like a cow!"
- Farmer says, "Roll on the ground like a pig."
- Farmer says, "Drive a tractor."
- Farmer says, "Gallop like a horse."

Wash



In our story today, Mrs Wishy Washy wanted to give her animals a bath. Fill up your bathtub and take a bubble bath. You could even wash some of your toys!

Pretend



Pretend to be a farmer. Dress up with a hat, a bandana, and boots if you have them. Pretend to ride a horse, take care of the animals, and drive a tractor.

Read





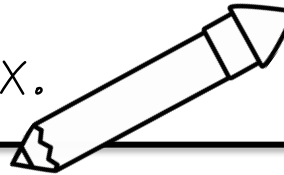
Enjoy one of these books about farmers:

- *Mrs. Wishy-Washy's Farm* by Joy Cowley
- *Duck on a Tractor* by David Shannon
- *The Farmer's Away! Baa! Neigh!* by Anne Vittur Kennedy

Name _____



I can color the letters of my name.

I can write my name in the box.




Name _____

Follow the maze to help Penny the pig return to the barn after her bath.




Name _____


I can write the farm words.



barn




pig




horse

Name _____




I can trace the number.



six

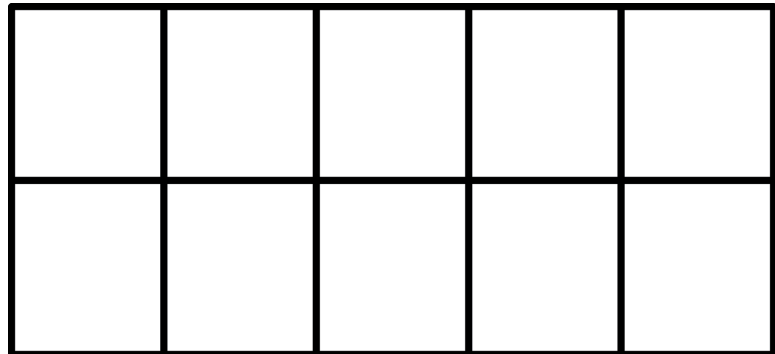
I can count
to **six**.



I can write the number.



I can color in **six**.




You will also like:

Number

Practice Worksheets

Number Practice Sheets



Children practice writing the numbers and counting sets 1-30 with these no-prep pages.

Connect:



[Newsletter](#)

[Facebook](#)

[Instagram](#)

[Blog](#)

[Pinterest](#)

Credit:

These talented artists made this possible.



kimberly
geswein
fonts



Ramoniam
Graphics



Terms of Use:

- You may use this resource in your own classroom with your own students.
- You may not post this file to any file sharing website (DropBox, Google Drive, Facebook, Amazon, etc.), email it to anyone or claim it as your own work.

©Jamie White, Play to Learn Preschool