

Virtual Preschool

SIGNS OF SPRING

MONDAY - **Ducks & Frogs**




TUESDAY - **Flowers in Bloom**



WEDNESDAY - **Beautiful Butterflies**



THURSDAY - **Eggs Everywhere**



FRIDAY - **Funny Bunnies**




PLAY TO LEARN PRESCHOOL

Signs of Spring- Day 1



This week in preschool we are going to look for signs of spring. Spring is the season when new life starts to appear – trees and flowers bloom, baby animals are born, and the weather begins to get warmer.

Create



Use play dough, paper, markers, or another art supply to make your own set of 5 green, speckled frogs. Make a speckled log for them to sit on.



Play

Can you jump and ribbit like a frog? Can you waddle and quack like a duck? When it rains, maybe you can go outside and jump in the puddles.

Sing



Five Frogs

*Five green and speckled frogs
Sat on a speckled log
Eating some most delicious bugs
Yum – Yum!
One jumped into the pool
Where it was nice and cool.
Now there are 4 green speckled frogs.*

Relax



Ask your grown up if you can take a bath. Pretend that your bathtub is a pond. Make your own lily pads using styrofoam or plastic plates. How many bath toys can you balance on a lily pad before it sinks?

Help



Ducks and frogs both love water. Fill the kitchen sink with soapy water. Help your family by washing and drying your own dishes.

Read




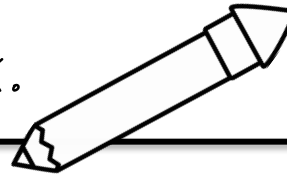
Enjoy one of these silly books:

- *10 Little Rubber Ducks* by Eric Carle
- *Truck Full of Ducks* by Ross Burach
- *Super Duck* by Jez Alborough
- *I Don't Want to Be a Frog* by Dev Petty
- *Little Quack's New Friend* by Lauren Thompson

Name _____

I can point to the dots and spell my name.

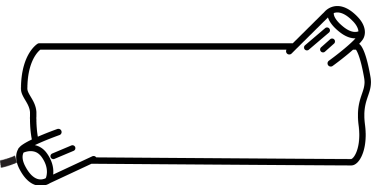




I can write my name in the box.



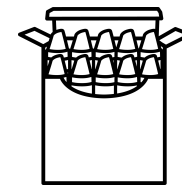
Name _____




Trace the lines to match.



Name _____




I can draw the animals and write the words.



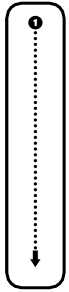

frog

duck



Name _____


Trace the numbers then write them.



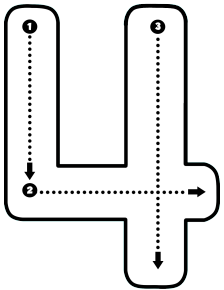
one




two



three



four



five



six

Signs of Spring- Day 2



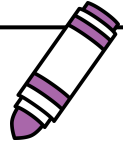
In the spring, flowers start to bloom. Bulb and plants that were dormant all winter start to grow again. New seeds are planted, and gardens become beautiful again.

Look



Search for different flowers and signs of spring outside. Color the spring things that you see.

Color



Use markers to color coffee filters. Spray the filters with water to see the colors mix. When the coffee filters dry, glue them together to make a pretty flower.

Garden



Be a good helper to your grown up in the garden or yard. Pull weeds and plant flowers. Water them with a watering can.

Search



Spring and seeds both start with the letter S. Search around your house for other things that start with the letter S.

Grow



Soak a dry bean or seed in water for a few hours. Then, move the been to a plastic ziploc bag. Add a damp paper towel. Tape the bag to a window that gets bright sun. Watch it grow!

Read



Enjoy one of these spring books:


- *Planting a Rainbow* by Lois Ehlert
- *Mouse's First Spring* by Lauren Thompson
- *Tap the Magic Tree* by Christie Matheson
- *How a Seed Grows* by Helene Jordan

Name _____

I can color my name with spring colors.

I can write my name.


A large, empty rectangular box with rounded corners, intended for writing a name.



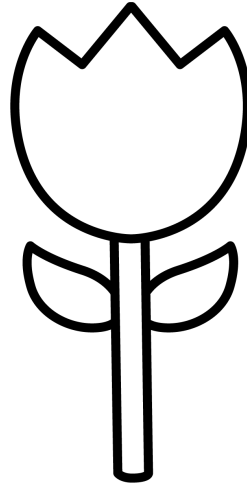
Name _____




Color the spring things that you see.




daisy




tulip




daffodil



flower pot




cloud




seeds

Name _____


I can trace the letters.




I can write the letters.



I can color the pictures that start with **S**.



sailboat



seal





superhero



soccer

Name _____

I can draw correct number of flowers in each pot.




Signs of Spring- Day 3




Every spring, the hungry caterpillar munches on leaves and then goes through metamorphosis. When it emerges from the chrysalis, it is a beautiful butterfly!

Draw




A butterfly's wings are symmetrical. The left wing and the right wing look exactly the same. Color the butterfly's wings so that they are symmetrical.

Pretend



Pretend to be a caterpillar and crawl around. Make a chrysalis by wrapping yourself up in a blanket, then "hatch" and use the blanket for wings to fly around!

Taste




The *Very Hungry Caterpillar* ate apples, pears, plums, strawberries, and oranges. If you have some of those, make yourself a caterpillar fruit salad for lunch.

Look



When it's warm enough, go on a bug hunt. Look at leaves and under rocks to see if you can find any teeny baby caterpillars or other insects.

Dance



Listen to "Butterfly" by Nancy Kopman (on the "Senses" album). Dance while the music plays.

Read

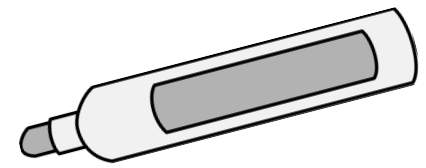


Enjoy one of these butterfly books:

- *The Very Hungry Caterpillar* by Eric Carle
- *Waiting for Wings* by Lois Ehlert
- *The Crunching, Munching Caterpillar* by Sheridan Cain
- *The Very Impatient Caterpillar* by Ross Burach

Name _____

I can color in the letters of my name.



I can trace each letter.


Name _____



Caterpillars and butterflies look very different.
Draw a picture of how you have changed since you were a baby.


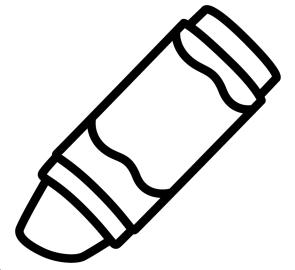
**This is what I looked like
when I was a baby:**

**This is what I look like
now:**





Name _____

Color the butterfly so that the wings are symmetrical.




Name _____


I can draw the shapes.




square



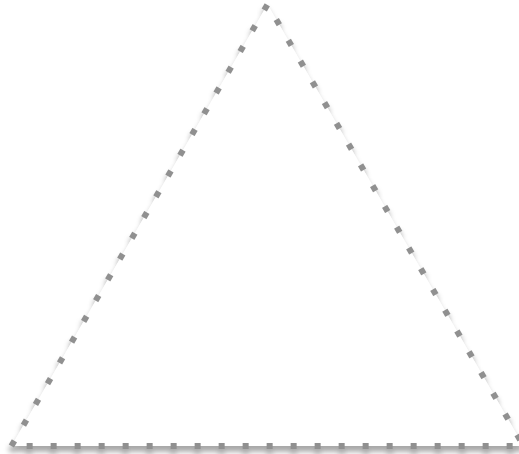
circle



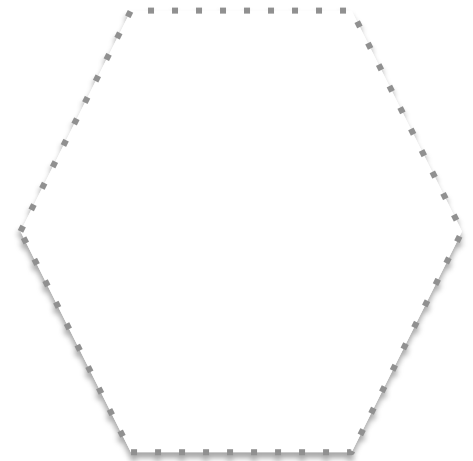
rectangle



diamond



triangle



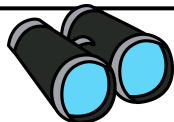
hexagon

Signs of Spring- Day 4



Robins dig for worms in the spring. Other birds make their nests and lay eggs. They sing, tweet, and hoot. All of this bird activity is an exciting sign of spring.

Make




Glue or staple 2 toilet roll tubes together to make binoculars. Paint or color your binoculars. Use your new binoculars to look for birds. How many birds do you see? What color are the birds?

Experiment




Fill plastic eggs with different small objects (dry rice, pennies, beads). Shake the eggs and listen to the different sounds that they make.

Pretend



Make a "nest" out of blankets or other things you find in your home. Snuggle up and read a good book in your nest!

Rhyme & Count



Say this rhyme and do the fingerplay.

*5 Bright Birdies hopping all around.
Strutting & pecking on the dewy ground.
One bright birdie flies up in the tree.
And sings a little song, tweet-tweetle-ee.*

Create



Use paint or crayons to decorate the paper eggs. Create a pattern or design on the eggs. Cut them out and tape them to your window.

Breathe



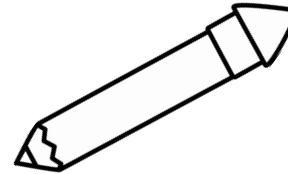


Open up a window or go outside to your yard. Take a deep breath of the spring air. Use all of your senses to discover spring. What do you see? What do you hear? What do you smell? How does the air feel. Close your eyes and breathe.

Name _____



I can point to the dots and spell my name.

I can write write 1 letter in each box.




Name _____

Decorate each egg. Hang them in your window.




Name _____

I can write the bird words.



bird







egg



nest

Name _____

Count how many eggs are in each one. Write the number.



Signs of Spring- Day 5



Rabbits usually have large litters of baby bunnies in the spring. Bunnies are another symbol of new life. They are a sign that spring has arrived.

Move



Say this rhyme and hop like a bunny rabbit.


*Bunny, bunny, hopping high.
Bunny, bunny, hopping low.
Bunny, bunny, hopping fast.
Bunny, bunny, hopping slow.*

Paint



Bunnies have soft, fluffy tails that look just like a cotton ball. Use a cotton ball dipped in paint to make a picture.

Help



Bunny rabbits like to eat carrots and lettuce. Help your grown up make a veggie tray. Pretend to be bunny and eat your vegetables.

Read



Read one of these cute bunny books:


Knuffle Bunny by Mo Willems
The Runaway Bunny by Margaret Wise Brown
Duck! Rabbit! by Amy Krouse Rosenthal
Too Many Carrots by Katy Hudson

Design



Make your own bunny puppet. Use a brown paper lunch bag. Draw a bunny face on it. Cut out bunny ears and glue them to the top.

Rhyme


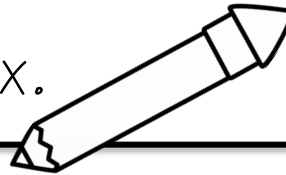


*"Come my bunnies, it's time for bed."
That's what Mother Bunny said.
"But first I'll count you just to see,
If you have all come back to me...."
"Bunny 1, bunny 2, bunny 3, oh dear,
Bunny 4, bunny 5, yes, you're all here!"*

Name _____







I can color the letters of my name.

I can write my name in the box.



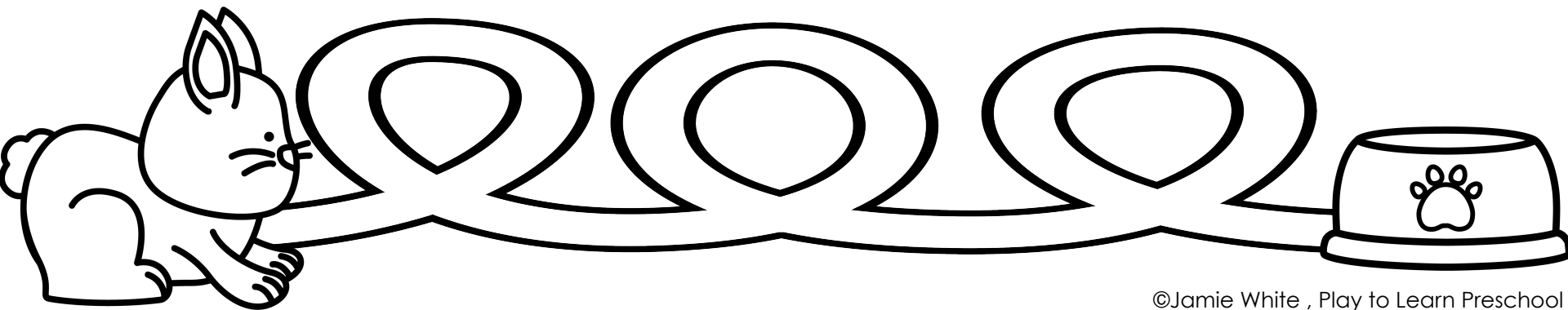
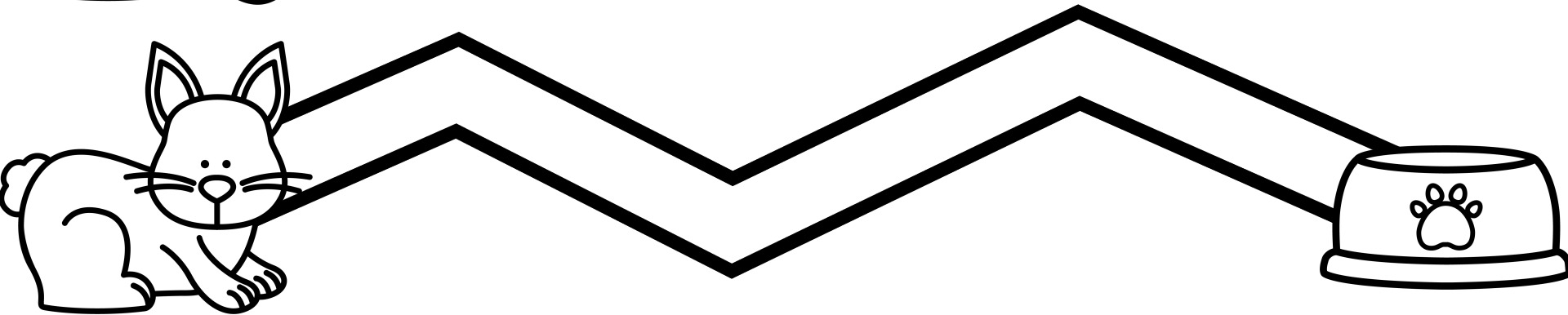

Name _____

Use scissors to cut the dotted lines.



Name _____

Trace the paths to help the bunny get to its food.





Name _____

Count the flowers and write the number.

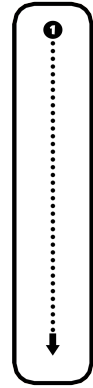
Color in the matching number of squares on the tens frame.



| | | | | |
|--|--|--|--|--|
| | | | | |
| | | | | |



| | | | | |
|--|--|--|--|--|
| | | | | |
| | | | | |





| | | | | |
|--|--|--|--|--|
| | | | | |
| | | | | |

You will also like:

Alphabet Practice

Pages

Alphabet Practice Sheets



by Jamie White

Practice tracing, writing, and identifying the letter sounds of the alphabet.

Connect:



[Newsletter](#)

[Facebook](#)

[Instagram](#)

[Blog](#)

[Pinterest](#)

Credit:

These talented artists made this possible.



kimberly
geswein
fonts



Terms of Use:

- You may use this resource in your own classroom with your own students.
- You may not post this file to any file sharing website (DropBox, Google Drive, Facebook, Amazon, etc.), email it to anyone or claim it as your own work.

©Jamie White, Play to Learn Preschool